

Welcome to CrossCountry

Ready for an adventure? Grab your bag and head down to the station – we can get you there. We've got loads of destinations stretching across the south of England, from Penzance in Cornwall all the way east to Cambridge, so wherever you're heading, bring us along on your journey.

We've popped our route map on the back of this timetable, so it's easy to see where we could take you. Wherever that may be, we'll do our best to make it easy, safe and enjoyable.

So let's skip the queues and get you on your way sooner. Just head to our website or CrossCountry app and buy your tickets there.



Easier and Cheaper Travel

Extra Flexibility

Changed plans? Change your train. We know that plans can change, so you can book with us with confidence. If you need to change the date and time of your Advance ticket, you won't be charged the £10 fee you might have had before.

Not only can you get great deals on Advance tickets for any train operator on our website, but you also have some wiggle room if your plans change.

Delay Repay


We always aim to get you to your final destination on time, but sometimes things don't go as planned. If your journey to the destination printed on your ticket has been delayed by 30 minutes, we will compensate you.

Looking for more information or the Terms & Conditions for delay repay? Pop onto our website crosscountrytrains.co.uk

Social Media

Keep up to date with the latest journey information by following us on X formerly known as Twitter, liking our Facebook page, or on our online customer contact service. We're online 24 hours a day, 7 days a week, so whatever the time or query, we will do our best to get back to you. Excludes Christmas Day and Boxing Day.

 @CrossCountryUK

 Facebook.com/Crosscountrytrains

 Instagram.com/Crosscountrytrains

For the
Journey
Ahead



WiFi

Fancy scrolling your way through the countryside? You can find free WiFi on all the services shown in this timetable. Though please note that our on-board WiFi is subject to availability.

First Class

Our colleagues on board will do everything to ensure your trip with us is a first class experience. On our Voyager trains we have a fantastic range of complimentary food and drink items available, served to you at your seat 7 days a week. All items and offers listed are subject to availability, may change or may be withdrawn at any time. Terms and conditions apply.

First Class is not available on our Turbostar trains which operate on the following routes:

- Nottingham – Birmingham New Street – Cardiff Central
- Birmingham New Street – Leicester – Stansted Airport

You can view details of first class availability within this timetable.

Seatfrog

Standard class ticket? Why not download the Seatfrog app now to bid on a First Class upgrade for selected CrossCountry journeys. You'll enjoy all the benefits the CrossCountry First Class experience offers. Get yours now at crosscountrytrains.co.uk/seatfrog

Food and Drink

Are you a sweet or savoury sort of person? Whatever you fancy, we've got a wide range on board. From hot and soft drinks to chilled beer and wine. Sandwiches and sweet treats to savoury snacks and hot food.* Our services with catering are shaded darker on your timetable, so take a quick look. Please note catering is provided on selected routes and is subject to availability.

Catering is only available on Voyager services.

We are continuously adapting our menu in line with customer feedback, so look out for amazing guest appearances and firm favourites.

*Our food and drink service, items and offers are subject to availability and may not be in operation on all scheduled services.

Telesales

If you can't get your ticket in advance from [crosscountrytrains.co.uk](https://www.crosscountrytrains.co.uk), pick up the phone and call our Telesales Team on 0371 244 2389 (calls to this number are charged at 7p per minute, some phone networks may be charged an additional fee).

Group Travel

Friends stick together. So why should they be apart when travelling by train? Use our group booking service at [crosscountrytrains.co.uk](https://www.crosscountrytrains.co.uk), for 10 or more passengers travelling together and we'll help you plan your journey and get you the best deal. Or you can call our dedicated group booking line on **0371 244 2388**

Passenger Assist

Sometimes, we all need a little help. That's why we offer a Passenger Assist service for those who need it when travelling with us.

You can request journey assistance online when buying your tickets at [crosscountrytrains.co.uk](https://www.crosscountrytrains.co.uk).

Just give us up to 2 hours' notice before you want to travel and we'll also help plan your journey and get the best deal. Or give us a call for extra assistance, journey options and buying tickets 24 hours before you intend to travel. Our lines are open 08:00-20:00 Monday to Saturday (except Christmas Day and Boxing Day).

Telephone **0800 030 9224** Textphone **0800 030 9230**

Changes to Train Times

If you're travelling with CrossCountry, sometimes we might need to change our timetables to allow for track improvement work. Before you travel, check your train times by visiting [crosscountrytrains.co.uk](https://www.crosscountrytrains.co.uk)

Bikes

You can bring your bike! Most of our trains have two reservable bike spaces and one for unreserved bikes on a first-come, first-serve basis. To avoid blocking the aisle and vestibule, keep an eye out for the bike symbol and store your bike in the designated area.

Bike reservations are free and can be made on our website, [crosscountrytrains.co.uk/bike-reservations](https://www.crosscountrytrains.co.uk/bike-reservations), X @CrossCountryUK or by calling **0371 244 2389** (calls are charged 7p per minute from BT landlines, calls from other operators may vary).

Luggage

Don't over-pack! When travelling by train, we recommend bringing one item of luggage, which measures a maximum of 90cm x 70cm x 30cm. You can pop smaller bags under your seat, on your lap or in overhead racks. But larger bags have designated luggage areas near the entrance to each coach and in coach D of our Voyager trains. You'll find labels on the exterior of our trains to point you in the right direction!

Please don't put your luggage on the seat beside you or in a doorway. Instead, speak to an on-board colleague if you haven't been able to find space. Any luggage over our recommendations might be subject to an additional charge on our services, in line with the National Rail Conditions of travel.

Transport Connections



Public Transport

**Connecting to another public transport service?
Find details through:**

National Rail nationalrail.co.uk or 03457 48 49 50
(24 hours, calls may be recorded)

Traveline traveline.info or 0871 200 22 33
(calls are charged 10p per minute
from BT landlines, calls from other
operators may vary)

Traintaxi™ traintaxi.co.uk

PlusBus tickets are available to buy online with your train tickets at [crosscountrytrains.co.uk](https://www.crosscountrytrains.co.uk). They give you one day's unlimited travel on most bus or tram services connecting with major stations. Visit [plusbus.info](https://www.plusbus.info) for more information.

International Travel

Jetting off somewhere nice? Our trains can get you direct to Birmingham International, Southampton and Stansted airports. Why not start your trip off without the worry of parking. Connections to other airports and ports are also available from many of our stations. Have a look at [crosscountrytrains.co.uk](https://www.crosscountrytrains.co.uk) for details.

When booking a connection, whether flying, ferrying or cruising, we recommend getting to your terminal two hours before the latest check-in time.

Using your Timetable

A Mondays to Fridays

B Features		⓪	⓪	1	R
C Period of operation and Notes		MO A	MX D	B	D
Aberdeen	d				
Dundee	d				
Glasgow Ctl	d				
Motherwell	d				
Haymarket	d		E	0420	
Edinburgh	10 H d			0456	
Dunbar	G d			-	
Berwick-upon-Tweed	d			-	
Alnmouth	d			0540	F 0640g

Note: Stations and times shown are examples only

- A** This timetable is divided by direction of travel and days of the week.
- B** The 'Features' line will have specific details relating to each service, like if seat reservations are recommended. See pages 10 and 11 for an explanation of the symbols used in this timetable.
- C** Notes in the 'Period of operation and Notes' line have the service operating dates/days and any additional stations the trains stop at.
- D** Stations along the route are on the left side of the timetable.
- E** The train stops here at the time shown. If shown with dark shading, an at-seat service of drinks and light refreshments is provided (subject to availability).
- F** Times shown in italics are connections – you'll need to change trains to arrive or depart here at the time displayed. A note alongside the time will indicate where you need to change.
- G** The letters 'a' and 'd' show whether the time shown is an arrival time ('a') or a departure time ('d').
- H** The minimum connection time (in minutes) that should be allowed when changing trains. When no figure is shown, allow a minimum of five minutes.

Keep your journey on track with live departure and arrival times, on the go, with our CrossCountry app.

Stansted, Cambridge & Leicester to Birmingham. Nottingham to Birmingham & Cardiff

(Includes all services between Derby & Bristol)

Mondays to Fridays

Notes: See end of route timetables

Features

Ⓩ

Ⓩ

Ⓩ

H

J

Ⓩ

Period of operation and Notes

Stansted Airport →	d						
Audley End	d						
Cambridge South*	d						
Cambridge	a						
Cambridge	d						
Ely 6	d						
Manea	d						
March	d						
Whittlesea	d						
Peterborough	a						
Peterborough 8	d						
Stamford	d						
Oakham	d						
Melton Mowbray	d						
Nottingham 8	d						
Beeston	d						
Attenborough	d						
Long Eaton	d						
Spondon	d						
Derby 6	a						
Derby	d					0610	
Willington	d					-	
Burton-on-Trent	d					0620	
Tamworth	d					0631	
Wilnecote	d					-	
Leicester	a					-	
Leicester	d					-	0617
South Wigston	d					-	0624
Narborough	d					-	0629
Hinckley	d					-	0638
Nuneaton	d					-	0645
Coleshill Parkway	d					-	0700
Water Orton	d					-	-
Birmingham New Street 12	a					0652	0715
Birmingham New Street	d		0500	0536	0642	0712	
University	a		-	-	-	-	
Worcestershire Parkway	d		-	-	0712	-	
Ashchurch for Tewkesbury	d		-	0631	-	-	
Cheltenham Spa	d		0608	0641	0729	0801	
Gloucester 7	a		0616	0650	-	-	
Gloucester	d		0620	0653	-	-	
Bristol Parkway 7	a	0538d	-	-	0757	0829	
Bristol Temple Meads 10	a	0520d	-	-	0807	0839	
Lydney	a	-	0638	0711			
Chepstow	a	-	0647	0720			
Caldicot	a	-	0656	0729			
Severn Tunnel Junction	a	-	0658	0731			
Newport (South Wales)	a	0559	0709	0742			
Cardiff Central 7	a	0621	0725	0758			

Stansted, Cambridge & Leicester to Birmingham. Nottingham to Birmingham & Cardiff

(Includes all services between Derby & Bristol)

Mondays to Fridays

Notes: See end of route timetables

	②	②	②	K	②	J	②
Stansted Apt→							
Audley End							
Cambridge Sth							
Cambridge							
Cambridge					0515		
Ely 6					0530		
Manea					-		
March					0547		
Whittlesea					0558		
Peterboro					0607		
Peterboro 8					0610		
Stamford					0623		
Oakham					0637		
Melton Mwbray					0648		
Nottingham 8	0600			0639	-		
Beeston	0606			0645	-		
Attenborough	0609			-	-		
Long Eaton	0618			-	-		
Spondon	0625			-	-		
Derby 6	0631			0703	-		
Derby	0638	0649		0713	-	0728	
Willington	-	-		-	-	-	
Burton	0649	-		0723	-	0738	
Tamworth	0700	0707		0734	-	0749	
Wilnecote	0704	-		-	-	-	
Leicester	-	-		-	0705	-	
Leicester	-	-	0648	-	0707	-	0722
South Wigston	-	-	0654	-	-	-	0728
Narborough	-	-	0659	-	-	-	0733
Hinckley	-	-	0708	-	-	-	0742
Nuneaton	-	-	0715	-	0730	-	0748
Colehill	-	-	0731	-	0745	-	0803
Water Orton	-	-	0735	-	-	-	0807
Bham New St 12	0724	0726		0746	0756	0759	0806 0818
Bham New St		0730 0742					0812
University		0736	-				-
Worcester Pkwy		0758	0812				-
Ashchurch		-	-				-
Cheltenham		0815 0829					0852
Gloucester 7		0824	-				-
Gloucester		0827	-				-
Bristol Pkwy 7		-	0857				0920
Bristol TM 10		-	0907				0931
Lydney		-					
Chepstow		0852					
Caldicot		-					
Severn Tnl Jn		-					
Newport		0912					
Cardiff Ctl 7		0925					

Please note : All direct services are shown in **bold**. Food and drink is available on services shown with dark shading.

For help: see 'Using Your Timetable' on page 9

Features		Ⓩ		Ⓩ	Ⓩ	
Period of operation and Notes			V			J
Stansted Airport →	d				0520	
Audley End	d				-	
Cambridge South*	d				0552	
Cambridge	a				0556	
Cambridge	d				0558	
Ely 6	d				0613	
Manea	d				0624	
March	d				0632	
Whittlesea	d				0643	
Peterborough	a				0653	
Peterborough 8	d				0654	
Stamford	d				0707	
Oakham	d				0721	
Melton Mowbray	d				0732	
Nottingham 8	d	0704			-	0737
Beeston	d	0710			-	0743
Attenborough	d	0713			-	-
Long Eaton	d	0724			-	0752
Spondon	d	-			-	-
Derby 6	a	0734			-	0803
Derby	d	0738	0751		-	0806 0829
Willington	d	0745	-		-	-
Burton-on-Trent	d	0752	0801		-	0818 0839
Tamworth	d	0803	0812		-	0830 0850
Wilnecote	d	0807	-		-	0834 -
Leicester	a	-	-		0749	- -
Leicester	d	-	-		0750	- -
South Wigston	d	-	-		0756	- -
Narborough	d	-	-		0801	- -
Hinckley	d	-	-		0809	- -
Nuneaton	d	-	-		0816	- -
Coleshill Parkway	d	-	-		0831	- -
Water Orton	d	-	-		-	0844 -
Birmingham New Street 12	a	0825	0828		0845	0855 0907
Birmingham New Street	d	0830		0842		0912
University	a	0836		-		-
Worcestershire Parkway	d	0858		0916		-
Ashchurch for Tewkesbury	d	-		-		-
Cheltenham Spa	d	0915		0932		0952
Gloucester 7	a	0926		-		-
Gloucester	d	0927		-		-
Bristol Parkway 7	a	-		1001		1020
Bristol Temple Meads 10	a	-		1012		1033
Lydney	a	-		-		-
Chepstow	a	0953		-		-
Caldicot	a	-		-		-
Severn Tunnel Junction	a	-		-		-
Newport (South Wales)	a	1010		-		-
Cardiff Central 7	a	1025		-		-

Stansted, Cambridge & Leicester to Birmingham. Nottingham to Birmingham & Cardiff

(Includes all services between Derby & Bristol)

Monday to Fridays

Notes: See end of route timetables

	Ⓢ	Ⓢ	V	H	Ⓢ	Ⓢ	J	Ⓢ
Stansted Apt→					0618			
Audley End					-			
Cambridge Sth					0650			
Cambridge					0654			
Cambridge					0657			
Ely 6					0712			
Manea					-			
March					0729			
Whittlesea					0740			
Peterboro					0749			
Peterboro 8					0754			
Stamford					0807			
Oakham					0821			
Melton Mwbray					0832			
Nottingham 8		0807			-	0838		
Beeston		0813			-	0844		
Attenborough		-			-	-		
Long Eaton		0827			-	0853		
Spondon		-			-	0900		
Derby 6		0838			-	0906		
Derby		0842	0853		-	0910	0931	
Willington		-	-		-	-	-	
Burton		0853	-		-	0921	0941	
Tamworth		0905	-		-	0932	-	
Wilnecote		-	-		-	0936	-	
Leicester		-	-		0849	-	-	
Leicester	0818	-	-		0850	-	-	0915
South Wigston	-	-	-		-	-	-	-
Narborough	0828	-	-		-	-	-	0925
Hinckley	0836	-	-		-	-	-	0933
Nuneaton	0844	-	-		0909	-	-	0943
Coleshill	0900	-	-		0925	-	-	0958
Water Orton	-	-	-		-	-	-	1002
Bham New St 7	0915	0924	0928		0938	0955	1004	1015
Bham New St		0930		0942			1012	
University		0936		-			-	
Worcester Pkwy		0958		1013			-	
Ashchurch		-		-			-	
Cheltenham		1015		1029			1052	
Gloucester 7		1026		-			-	
Gloucester		1027		-			-	
Bristol Pkwy 7		-		1057			1121	
Bristol TM 10		-		1107			1131	
Lydney		1046						
Chepstow		-						
Caldicot		-						
Severn Tnl Jn		-						
Newport		1111						
Cardiff Ctl 7		1125						

Please note : All direct services are shown in **bold**. Food and drink is available on services shown with dark shading.

For help: see 'Using Your Timetable' on page 9

Features		Ⓩ		Ⓩ	Ⓩ		Ⓩ
Period of operation and Notes							J
Stansted Airport →	d			0728			
Audley End	d			0742			
Cambridge South*	d			0755			
Cambridge	a			0759			
Cambridge	d			0800			
Ely 6	d			0815			
Manea	d			0826			
March	d			0834			
Whittlesea	d			-			
Peterborough	a			0851			
Peterborough 8	d			0854			
Stamford	d			0907			
Oakham	d			0921			
Melton Mowbray	d			0932			
Nottingham 8	d	0907		-	0941		
Beeston	d	0913		-	-		
Attenborough	d	-		-	-		
Long Eaton	d	0927		-	-		
Spondon	d	-		-	-		
Derby 6	a	0937		-	1002		
Derby	d	0941		-	1007	1031	
Willington	d	-		-	1014	-	
Burton-on-Trent	d	0953		-	1021	-	
Tamworth	d	1005		-	1032	1049	
Wilnecote	d	-		-	1036	-	
Leicester	a	-		0949	-	-	
Leicester	d	-		0950	-	-	1016
South Wigston	d	-		-	-	-	1024
Narborough	d	-		-	-	-	1029
Hinckley	d	-		-	-	-	1038
Nuneaton	d	-		1009	-	-	1045
Colehill Parkway	d	-		1025	-	-	1100
Water Orton	d	-		-	-	-	-
Birmingham New Street 12	a	1026		1038	1055	1106	1115
Birmingham New Street	d	1030	1042			1112	
University	a	1036	-			-	
Worcestershire Parkway	d	1058	1112			-	
Ashchurch for Tewkesbury	d	-	-			-	
Cheltenham Spa	d	1115	1129			1152	
Gloucester 7	a	1126	-			-	
Gloucester	d	1127	-			-	
Bristol Parkway 7	a	-	1157			1220	
Bristol Temple Meads 10	a	-	1207			1232	
Lydney	a	-	-			-	
Chepstow	a	1153				-	
Caldicot	a	-	-			-	
Severn Tunnel Junction	a	-	-			-	
Newport (South Wales)	a	1212				-	
Cardiff Central 7	a	1226				-	

Stansted, Cambridge & Leicester to Birmingham. Nottingham to Birmingham & Cardiff

(Includes all services between Derby & Bristol)

Mondays to Fridays

Notes: See end of route timetables

	⓪	V	⓪	⓪	Y	⓪	⓪
Stansted Apt→				0828			
Audley End				-			
Cambridge Sth				0853			
Cambridge				0857			
Cambridge				0900			
Ely 6				0915			
Manea				-			
March				0932			
Whittlesea				-			
Peterboro				0949			
Peterboro 8				0954			
Stamford				1007			
Oakham				1021			
Melton Mowbray				1032			
Nottingham 8	1007			-	1041		1107
Beeston	1013			-	-		1113
Attenborough	-			-	-		-
Long Eaton	1027			-	-		1124
Spondon	-			-	-		-
Derby 6	1038			-	1102		1135
Derby	1041	1055		-	1108	1131	1138
Willington	-	-		-	-	-	-
Burton	1052	-		-	1119	-	1150
Tamworth	1104	-		-	1130	-	1201
Wilnecote	-	-		-	1134	-	-
Leicester	-	-		1049	-	-	-
Leicester	-	-		1050	-	-	1118
South Wigston	-	-		-	-	-	-
Narborough	-	-		-	-	-	1128
Hinckley	-	-		-	-	-	1136
Nuneaton	-	-		1109	-	-	1143
Colehill	-	-		1125	-	-	1158
Water Orton	-	-		-	-	-	1202
Bham New St 12	1124	1127		1138	1155	1204	1213
Bham New St	1130		1142			1212	1230
University	1136		-			-	1236
Worcester Pkwy	1158		1213			-	1258
Ashchurch	-		-			-	-
Cheltenham	1215		1235			1252	1315
Gloucester 7	1226		-			-	1326
Gloucester	1227		-			-	1327
Bristol Pkwy 7	-		1308			1321	-
Bristol TM 10	-		1321			1332	-
Lydney	-		-			-	1346
Chepstow	1253		-			-	-
Caldicot	-		-			-	-
Severn Tnl Jn	-		-			-	-
Newport	1311		-			-	1411
Cardiff Ctl 7	1325		-			-	1425

Please note : All direct services are shown in **bold**. Food and drink is available on services shown with dark shading.

For help: see 'Using Your Timetable' on page 9

Features		Ⓩ	Ⓩ	Ⓩ	Ⓩ
Period of operation and Notes				J	
Stansted Airport →	d	0925			
Audley End	d	-			
Cambridge South*	d	0952			
Cambridge	a	0956			
Cambridge	d	1000			
Ely 6	d	1015			
Manea	d	-			
March	d	1032			
Whittlesea	d	-			
Peterborough	a	1049			
Peterborough 8	d	1054			
Stamford	d	1107			
Oakham	d	1121			
Melton Mowbray	d	1132			
Nottingham 8	d	-	1141		1207
Beeston	d	-	-		1213
Attenborough	d	-	-		-
Long Eaton	d	-	-		1224
Spondon	d	-	-		-
Derby 6	a	-	1202		1234
Derby	d	-	1209	1231	1238
Willington	d	-	-	-	-
Burton-on-Trent	d	-	1220	-	1251
Tamworth	d	-	1231	1249	1303
Wilnecote	d	-	1235	-	-
Leicester	a	1149	-	-	-
Leicester	d	1150	-	-	1218
South Wigston	d	-	-	-	1224
Narborough	d	-	-	-	1229
Hinckley	d	-	-	-	1238
Nuneaton	d	1209	-	-	1245
Colehill Parkway	d	1225	-	-	1300
Water Orton	d	-	-	-	-
Birmingham New Street 12	a	1238	1255	1306	1314
Birmingham New Street	d	1242		1312	1330
University	a	-		-	1336
Worcestershire Parkway	d	1312		-	1358
Ashchurch for Tewkesbury	d	-		-	-
Cheltenham Spa	d	1329		1352	1415
Gloucester 7	a	-		-	1426
Gloucester	d	-		-	1427
Bristol Parkway 7	a	1357		1420	-
Bristol Temple Meads 10	a	1408		1432	-
Lydney	a				-
Chepstow	a				1453
Caldicot	a				-
Severn Tunnel Junction	a				-
Newport (South Wales)	a				1510
Cardiff Central 7	a				1525

Stansted, Cambridge & Leicester to Birmingham. Nottingham to Birmingham & Cardiff

(Includes all services between Derby & Bristol)

Mondays to Fridays

Notes: See end of route timetables

	V	Ⓩ	Ⓩ	J	Ⓩ	Ⓩ
Stansted Apt→		1025				
Audley End		-				
Cambridge Sth		1052				
Cambridge		1056				
Cambridge		1100				
Ely 6		1115				
Manea		-				
March		1132				
Whittlesea		-				
Peterboro		1151				
Peterboro 8		1154				
Stamford		1207				
Oakham		1221				
Melton Mowbray		1232				
Nottingham 8		-	1241			1307
Beeston		-	-			1313
Attenborough		-	-			-
Long Eaton		-	-			1325
Spondon		-	-			-
Derby 6		-	1302			1336
Derby	1255	-	1310	1330		1340
Willington	-	-	1317	-		-
Burton	-	-	1324	1340		1351
Tamworth	-	-	1335	-		1405
Wilnecote	-	-	-	-		-
Leicester	-	1249	-	-		-
Leicester	-	1250	-	-	1318	-
South Wigston	-	-	-	-	-	-
Narborough	-	-	-	-	1328	-
Hinckley	-	-	-	-	1336	-
Nuneaton	-	1309	-	-	1343	-
Colehill	-	1325	-	-	1358	-
Water Orton	-	-	-	-	1402	-
Bham New St 12	1328	1338	1355	1404	1414	1423
Bham New St	1342			1412		1430 1442
University	-			-		1436 -
Worcester Pkwy	1413			-		1458 1512
Ashchurch	-			-		- -
Cheltenham	1430			1452		1515 1529
Gloucester 7	-			-		1526 -
Gloucester	-			-		1527 -
Bristol Pkwy 7	1458			1520		- 1558
Bristol TM 10	1513			1533		- 1609
Lydney						-
Chepstow						1553
Caldicot						-
Severn Tnl Jn						-
Newport						1610
Cardiff Ctl 7						1625

Please note : All direct services are shown in **bold**. Food and drink is available on services shown with dark shading.

For help: see 'Using Your Timetable' on page 9

Features		Ⓩ	Ⓩ		Ⓩ	Ⓩ	
Period of operation and Notes				J			V
Stansted Airport →	d	1125					
Audley End	d	-					
Cambridge South*	d	1152					
Cambridge	a	1156					
Cambridge	d	1200					
Ely 6	d	1215					
Manea	d	-					
March	d	1233					
Whittlesea	d	-					
Peterborough	a	1251					
Peterborough 8	d	1254					
Stamford	d	1307					
Oakham	d	1321					
Melton Mowbray	d	1332					
Nottingham 8	d	-	1341			1407	
Beeston	d	-	-			1413	
Attenborough	d	-	-			-	
Long Eaton	d	-	-			1424	
Spondon	d	-	-			-	
Derby 6	a	-	1402			1435	
Derby	d	-	1410	1431		1439	1453
Willington	d	-	-	-		-	-
Burton-on-Trent	d	-	1421	-		1450	-
Tamworth	d	-	1432	1449		1502	-
Wilnecote	d	-	1436	-		-	-
Leicester	a	1349	-	-		-	-
Leicester	d	1350	-	-		1418	-
South Wigston	d	-	-	-		1424	-
Narborough	d	-	-	-		1429	-
Hinckley	d	-	-	-		1438	-
Nuneaton	d	1409	-	-		1445	-
Colehill Parkway	d	1425	-	-		1500	-
Water Orton	d	-	-	-		-	-
Birmingham New Street 12	a	1438	1455	1506	1514	1523	1528
Birmingham New Street	d			1512		1530	
University	a			-		1536	
Worcestershire Parkway	d			-		1558	
Ashchurch for Tewkesbury	d			-		-	
Cheltenham Spa	d			1552		1615	
Gloucester 7	a			-		1626	
Gloucester	d			-		1627	
Bristol Parkway 7	a			1620		-	
Bristol Temple Meads 10	a			1631		-	
Lydney	a					1646	
Chepstow	a					1655	
Caldicot	a					-	
Severn Tunnel Junction	a					-	
Newport (South Wales)	a					1712	
Cardiff Central 7	a					1726	

Stansted, Cambridge & Leicester to Birmingham. Nottingham to Birmingham & Cardiff

(Includes all services between Derby & Bristol)

Monday to Fridays

Notes: See end of route timetables

	H	⓪	⓪	J	⓪	⓪	V
Stansted Apt→		1225					
Audley End		-					
Cambridge Sth		1252					
Cambridge		1256					
Cambridge		1300					
Ely 6		1315					
Manea		-					
March		1332					
Whittlesea		-					
Peterboro		1349					
Peterboro 8		1354					
Stamford		1407					
Oakham		1421					
Melton Mowbray		1432					
Nottingham 8		-	1441			1507	
Beeston		-	-			1513	
Attenborough		-	-			-	
Long Eaton		-	-			1524	
Spondon		-	-			-	
Derby 6		-	1502			1535	
Derby		-	1510	1531		1538	1557
Willington		-	1518	-		-	-
Burton		-	1524	1541		1550	-
Tamworth		-	1536	-		1602	-
Wilnecote		-	-	-		-	-
Leicester		1449	-	-		-	-
Leicester		1450	-	-	1518	-	-
South Wigston		-	-	-	-	-	-
Narborough		-	-	-	1528	-	-
Hinckley		-	-	-	1536	-	-
Nuneaton		1509	-	-	1543	-	-
Colehill		1525	-	-	1558	-	-
Water Orton		-	-	-	1602	-	-
Bham New St 12		1538	1600	1604	1615	1624	1628
Bham New St	1542			1612		1630	1642
University	-			-		1636	-
Worcester Pkwy	1615			-		1658	1713
Ashchurch	-			-		1709	-
Cheltenham	1631			1652		1719	1731
Gloucester 7	-			-		1727	-
Gloucester	-			-		1730	-
Bristol Pkwy 7	1659			1721		-	1759
Bristol TM 10	1709			1731		-	1809
Lydney						1748	
Chepstow						1757	
Caldicot						-	
Severn Tnl Jn						-	
Newport						1815	
Cardiff Ctl 7						1829	

Please note : All direct services are shown in **bold**. Food and drink is available on services shown with dark shading.

For help: see 'Using Your Timetable' on page 9

Features		Ⓩ	Ⓩ		Ⓩ	Ⓩ	
Period of operation and Notes				J			V
Stansted Airport →	d	1325					
Audley End	d	-					
Cambridge South*	d	1352					
Cambridge	a	1356					
Cambridge	d	1400					
Ely 6	d	1415					
Manea	d	-					
March	d	1432					
Whittlesea	d	-					
Peterborough	a	1449					
Peterborough 8	d	1454					
Stamford	d	1507					
Oakham	d	1521					
Melton Mowbray	d	1532					
Nottingham 8	d	-	1541			1607	
Beeston	d	-	-			1613	
Attenborough	d	-	-			-	
Long Eaton	d	-	-			1624	
Spondon	d	-	-			-	
Derby 6	a	-	1602			1635	
Derby	d	-	1610	1631		1638	1653
Willington	d	-	-	-		-	-
Burton-on-Trent	d	-	1621	-		1650	-
Tamworth	d	-	1632	1649		1703	-
Wilnecote	d	-	1636	-		-	-
Leicester	a	1549	-	-		-	-
Leicester	d	1550	-	-		1618	-
South Wigston	d	-	-	-		1624	-
Narborough	d	-	-	-		1629	-
Hinckley	d	-	-	-		1638	-
Nuneaton	d	1609	-	-		1646	-
Colehill Parkway	d	1625	-	-		1701	-
Water Orton	d	-	-	-		-	-
Birmingham New Street 12	a	1638	1657	1706	1715	1724	1727
Birmingham New Street	d			1712		1730	
University	a			-		1736	
Worcestershire Parkway	d			-		1758	
Ashchurch for Tewkesbury	d			-		1809	
Cheltenham Spa	d			1752		1819	
Gloucester 7	a			-		1827	
Gloucester	d			-		1830	
Bristol Parkway 7	a			1820		-	
Bristol Temple Meads 10	a			1837		-	
Lydney	a					-	
Chepstow	a					-	
Caldicot	a					-	
Severn Tunnel Junction	a					-	
Newport (South Wales)	a					1912	
Cardiff Central 7	a					1926	

Stansted, Cambridge & Leicester to Birmingham. Nottingham to Birmingham & Cardiff

(Includes all services between Derby & Bristol)

Mondays to Fridays

Notes: See end of route timetables

	⌚	⌚		J	⌚	⌚	V
Stansted Apt→	1425						
Audley End	-						
Cambridge Sth	1452						
Cambridge	1456						
Cambridge	1500						
Ely 6	1515						
Manea	-						
March	1532						
Whittlesea	-						
Peterboro	1549						
Peterboro 8	1554						
Stamford	1607						
Oakham	1621						
Melton Mowbray	1632						
Nottingham 8	-	1641				1707	
Beeston	-	-				1713	
Attenborough	-	-				-	
Long Eaton	-	-				1724	
Spondon	-	-				-	
Derby 6	-	1703				1735	
Derby	-	1709	1731			1739	1753
Willington	-	1716	-			-	-
Burton	-	1723	1741			1750	1803
Tamworth	-	1734	-			1801	-
Wilnecote	-	1738	-			-	-
Leicester	1649	-	-			-	-
Leicester	1650	-	-			1718	-
South Wigston	-	-	-			1724	-
Narborough	-	-	-			1729	-
Hinckley	-	-	-			1738	-
Nuneaton	1709	-	-			1745	-
Colehill	1725	-	-			1800	-
Water Orton	-	-	-			-	1812
Bham New St 12	1738	1756	1807			1814	1823
Bham New St	1742		1812				1830
University	-		-				1836
Worcester Pkwy	1813		-				1858
Ashchurch	-		-				-
Cheltenham	1831		1852				1915
Gloucester 7	-		1900				1924
Gloucester	-		1912			1907	
Bristol Pkwy 7	1900		-			1933	
Bristol TM 10	1913		-			1945	
Lydney			-				
Chepstow			-				
Caldicot			-				
Severn Tnl Jn			-				
Newport			1952				
Cardiff Ctl 7			2006				

Please note : All direct services are shown in **bold**. Food and drink is available on services shown with dark shading.

For help: see 'Using Your Timetable' on page 9

Features		Ⓩ	Ⓩ	Ⓩ	Ⓩ
Period of operation and Notes				J	
Stansted Airport →	d	1525			
Audley End	d	-			
Cambridge South*	d	1552			
Cambridge	a	1556			
Cambridge	d	1600			
Ely 6	d	1615			
Manea	d	1626			
March	d	1634			
Whittlesea	d	-			
Peterborough	a	1651			
Peterborough 8	d	1654			
Stamford	d	1707			
Oakham	d	1721			
Melton Mowbray	d	1732			
Nottingham 8	d	-	1741		1805
Beeston	d	-	-		1811
Attenborough	d	-	-		-
Long Eaton	d	-	1753		1820
Spondon	d	-	1800		-
Derby 6	a	-	1806		1831
Derby	d	-	1809	1831	1839
Willington	d	-	1816	-	-
Burton-on-Trent	d	-	1823	-	1850
Tamworth	d	-	1834	1849	1902
Wilnecote	d	-	-	-	-
Leicester	a	1749	-	-	-
Leicester	d	1750	-	-	1818
South Wigston	d	1756	-	-	1824
Narborough	d	1801	-	-	1829
Hinckley	d	1809	-	-	1838
Nuneaton	d	1816	-	-	1845
Coleshill Parkway	d	1831	-	-	1900
Water Orton	d	-	-	-	-
Birmingham New Street 12	a	1845	1855	1907	1915
Birmingham New Street	d	1842		1912	1930
University	a	-		-	1936
Worcestershire Parkway	d	1913		-	1958
Ashchurch for Tewkesbury	d	-		-	-
Cheltenham Spa	d	1930		1952	2015
Gloucester 7	a	-		-	2023
Gloucester	d	-		-	2027
Bristol Parkway 7	a	1958		2021	-
Bristol Temple Meads 10	a	2008		2032	-
Lydney	a				-
Chepstow	a				-
Caldicot	a				-
Severn Tunnel Junction	a				-
Newport (South Wales)	a				2108
Cardiff Central 7	a				2126

Stansted, Cambridge & Leicester to Birmingham. Nottingham to Birmingham & Cardiff

(Includes all services between Derby & Bristol)

Mondays to Fridays

Notes: See end of route timetables

	⓪	⓪	J	⓪	⓪	⓪	⓪
Stansted Apt→	1624					1724	
Audley End	-					-	
Cambridge Sth	1652					1752	
Cambridge	1657					1757	
Cambridge	1700					1800	
Ely 6	1715					1815	
Manea	-					1826	
March	1732					1834	
Whittlesea	1743					-	
Peterboro	1752					1851	
Peterboro 8	1754					1854	
Stamford	1807					1907	
Oakham	1821					1921	
Melton Mowbray	1832					1932	
Nottingham 8	-	1845				1908	1935
Beeston	-	-				1914	1942
Attenborough	-	-				-	-
Long Eaton	-	-				1928	1951
Spondon	-	-				-	-
Derby 6	-	1909				1938	2002
Derby	1853	-	1912	1931		1943	2010
Willington	-	-	-	-		-	-
Burton	-	-	1923	1942		1954	2021
Tamworth	-	-	1935	-		2006	2032
Wilnecote	-	-	1939	-		-	2036
Leicester	-	1849	-	-		-	1949
Leicester	-	1850	-	-	1918	-	1950
South Wigston	-	-	-	-	1924	-	-
Narborough	-	-	-	-	1929	-	-
Hinckley	-	-	-	-	1938	-	-
Nuneaton	-	1909	-	-	1945	-	2009
Colehill	-	1925	-	-	2000	-	2025
Water Orton	-	-	-	-	-	-	-
Bham New St 12	1931	1938	1956	2007	2015	2024	2038
Bham New St				2012		2030	
University				-		2036	
Worcester Pkwy				-		2058	
Ashchurch				-		-	
Cheltenham				2052		2115	
Gloucester 7				-		2124	
Gloucester				-		2125	
Bristol Pkwy 7				2121		-	
Bristol TM 10				2136		-	
Lydney						2144	
Chepstow						2153	
Caldicot						2201	
Severn Tnl Jn						2204	
Newport						2216	
Cardiff Ctl 7						2235	

Please note : All direct services are shown in **bold**. Food and drink is available on services shown with dark shading.

For help: see 'Using Your Timetable' on page 9

Features		Ⓩ			Ⓩ	Ⓩ
Period of operation and Notes				EMR		
Stansted Airport →	d				1830	
Audley End	d				-	
Cambridge South*	d				1855	
Cambridge	a				1859	
Cambridge	d				1900	
Ely 6	d				1915	
Manea	d				-	
March	d				1932	
Whittlesea	d				-	
Peterborough	a				1950	
Peterborough 8	d				1954	
Stamford	d				2007	
Oakham	d			2006	2021	
Melton Mowbray	d			2017a	2032	
Nottingham 8	d				-	2041
Beeston	d				-	2047
Attenborough	d				-	-
Long Eaton	d				-	2056
Spondon	d				-	-
Derby 6	a				-	2106
Derby	d	2031		2053	-	2110
Willington	d	-		-	-	2117
Burton-on-Trent	d	-		-	-	2124
Tamworth	d	2049		-	-	2135
Wilnecote	d	-		-	-	2139
Leicester	a	-		-	2049	-
Leicester	d	-	2020	-	2050	-
South Wigston	d	-	2026	-	-	-
Narborough	d	-	2031	-	-	-
Hinckley	d	-	2040	-	-	-
Nuneaton	d	-	2047	-	2109	-
Coleshill Parkway	d	-	2102	-	2125	-
Water Orton	d	-	-	-	-	-
Birmingham New Street 12	a	2107	2116	2126	2138	2158
Birmingham New Street	d	2112	2130			
University	a	-	2136			
Worcestershire Parkway	d	-	2158			
Ashchurch for Tewkesbury	d	-	2209			
Cheltenham Spa	d	2152	2221			
Gloucester 7	a	2200	2231			
Gloucester	d	2205				
Bristol Parkway 7	a	2231				
Bristol Temple Meads 10	a	2242				
Lydney	a					
Chepstow	a					
Caldicot	a					
Severn Tunnel Junction	a					
Newport (South Wales)	a					
Cardiff Central 7	a					

Stansted, Cambridge & Leicester to Birmingham. Nottingham to Birmingham & Cardiff

(Includes all services between Derby & Bristol)

Mondays to Fridays

Notes: See end of route timetables

Ⓢ Ⓢ EMR Ⓢ Ⓢ Ⓢ Ⓢ Ⓢ

EMR

Stansted Apt→				1925				2025
Audley End				-				-
Cambridge Sth				1952				2052
Cambridge				1957				2056
Cambridge				2000				2100
Ely 6				2015				2117
Manea				-				-
March				2032				2134
Whittlesea				-				-
Peterboro				2051				2153
Peterboro 8		2013	2054					2200
Stamford		2026	2107					2213
Oakham		2041	2121					2227
Melton Mowbray		2054	2132					2238
Nottingham 8		2227a	-	2136				-
Beeston		2219a	-	2142				-
Attenborough		2215a	-	2145				-
Long Eaton		-	-	2153				-
Spondon		-	-	2200				-
Derby 6		-	-	2206				-
Derby	2131	-	-	2210		2250		-
Willington	-	-	-	-		-		-
Burton	2141	-	-	2221		2300		-
Tamworth	2152	-	-	2232		2310		-
Wilnecote	-	-	-	2236		-		-
Leicester	-	2115	2149	-		-	2255	
Leicester	-	2118	2150	-	2225	-	2256	
South Wigston	-	2124	-	-	2231	-	-	
Narborough	-	2129	-	-	2236	-	-	
Hinckley	-	2138	-	-	2246	-	-	
Nuneaton	-	2145	2209	-	2252	-	2316	
Colehill	-	2200	2225	-	2308	-	2331	
Water Orton	-	-	-	-	-	-	-	
Bham New St 12	2209	2215	2238	2301	2322	2328	2344	
Bham New St	2212							
University	-							
Worcester Pkwy	-							
Ashchurch	-							
Cheltenham	2252							
Gloucester 7	-							
Gloucester	-							
Bristol Pkwy 7	2320							
Bristol TM 10	2334							
Lydney								
Chepstow								
Caldicot								
Severn Tnl Jn								
Newport								
Cardiff Ctl 7								

Please note : All direct services are shown in **bold**. Food and drink is available on services shown with dark shading.

For help: see 'Using Your Timetable' on page 9

Features

Ⓩ

Ⓩ

Ⓩ

Period of operation and Notes

Stansted Airport →	d	2125	2225	2305			
Audley End	d	-	-	2318			
Cambridge South*	d	2152	2252	2331			
Cambridge	a	2156	2257	2335			
Cambridge	d						
Ely 6	d						
Manea	d						
March	d						
Whittlesea	d						
Peterborough	a						
Peterborough 8	d						
Stamford	d						
Oakham	d						
Melton Mowbray	d						
Nottingham 8	d						
Beeston	d						
Attenborough	d						
Long Eaton	d						
Spondon	d						
Derby 6	a						
Derby	d						
Willington	d						
Burton-on-Trent	d						
Tamworth	d						
Wilnecote	d						
Leicester	a						
Leicester	d						
South Wigston	d						
Narborough	d						
Hinckley	d						
Nuneaton	d						
Colehill Parkway	d						
Water Orton	d						
Birmingham New Street 12	a						
Birmingham New Street	d						
University	a						
Worcestershire Parkway	d						
Ashchurch for Tewkesbury	d						
Cheltenham Spa	d						
Gloucester 7	a						
Gloucester	d						
Bristol Parkway 7	a						
Bristol Temple Meads 10	a						
Lydney	a						
Chepstow	a						
Caldicot	a						
Severn Tunnel Junction	a						
Newport (South Wales)	a						
Cardiff Central 7	a						

Stansted, Cambridge & Leicester to Birmingham. Nottingham to Birmingham & Cardiff

(Includes all services between Derby & Bristol)

Saturdays

Notes: See end of route timetables

Features		Ⓩ	Ⓩ		Ⓩ		Ⓩ
Period of operation and Notes				H		J	
Stansted Airport →	d						
Audley End	d						
Cambridge South*	d						
Cambridge	a						
Cambridge	d						
Ely 6	d						
Manea	d						
March	d						
Whittlesea	d						
Peterborough	a						
Peterborough 8	d						
Stamford	d						
Oakham	d						
Melton Mowbray	d						
Nottingham 8	d						0600
Beeston	d						0606
Attenborough	d						0609
Long Eaton	d						0617
Spondon	d						0624
Derby 6	a						0631
Derby	d					0610	0637
Willington	d					-	-
Burton-on-Trent	d					0620	0649
Tamworth	d					0630	0702
Wilnecote	d					-	0706
Leicester	a					-	-
Leicester	d				0548	-	-
South Wigston	d				0554	-	-
Narborough	d				0559	-	-
Hinckley	d				0608	-	-
Nuneaton	d				0615	-	-
Colehill Parkway	d				0630	-	-
Water Orton	d				-	-	-
Birmingham New Street 12	a				0645	0648	0725
Birmingham New Street	d	0500	0542	0642		0712	0730
University	a	-	-	-		-	0736
Worcestershire Parkway	d	-	-	0712		-	0758
Ashchurch for Tewkesbury	d	-	0634	-		-	-
Cheltenham Spa	d	0602	0644	0729		0752	0815
Gloucester 7	a	0611	0653	-		-	0824
Gloucester	d	0620	0657	-		-	0827
Bristol Parkway 7	a	-	-	0757		0820	-
Bristol Temple Meads 10	a	-	-	0808		0832	-
Lydney	a	0638	0715				-
Chepstow	a	0647	0724				0853
Caldicot	a	0656	0735				-
Severn Tunnel Junction	a	0658	0737				-
Newport (South Wales)	a	0710	0749				0910
Cardiff Central 7	a	0725	0805				0926

Times may vary at weekends to allow track improvement work to take place. Please check before travelling by visiting crosscountrytrains.co.uk or calling National Rail Enquiries on 03457 48 49 50

Please note : All direct services are shown in **bold**. Food and drink is available on services shown with dark shading.

For help: see 'Using Your Timetable' on page 9

	V	⓪	K	⓪	J	⓪	V
Stansted Apt→							
Audley End							
Cambridge Sth							
Cambridge							
Cambridge							
Ely 6							
Manea							
March							
Whittlesea							
Peterboro							
Peterboro 8							
Stamford							
Oakham							
Melton Mwbray							
Nottingham 8							
Beeston							
Attenborough							
Long Eaton							
Spondon							
Derby 6							
Derby	0650						
Willington	-						
Burton	0700						
Tamworth	0711						
Wilnecote	-						
Leicester	-						
Leicester	-						
South Wigston	-						
Narborough	-						
Hinckley	-						
Nuneaton	-						
Colehill	-						
Water Orton	-						
Bham New St 12	0728						
Bham New St	0742						
University	-						
Worcester Pkwy	0812						
Ashchurch	-						
Cheltenham	0829						
Gloucester 7	-						
Gloucester	-						
Bristol Pkwy 7	0857						
Bristol TM 10	0908						
Lydney	-						
Chepstow	-						
Caldicot	-						
Severn Tnl Jn	-						
Newport	-						
Cardiff Ctl 7	-						

Stansted, Cambridge & Leicester to Birmingham. Nottingham to Birmingham & Cardiff

(Includes all services between Derby & Bristol)

Saturdays

Notes: See end of route timetables

Features

Ⓢ Ⓢ Ⓢ Ⓢ

Period of operation and Notes

J

Stansted Airport →	d	0525				
Audley End	d	-				
Cambridge South*	d	0552				
Cambridge	a	0556				
Cambridge	d	0558				
Ely 6	d	0613				
Manea	d	0624				
March	d	0632				
Whittlesea	d	0643				
Peterborough	a	0653				
Peterborough 8	d	0654				
Stamford	d	0707				
Oakham	d	0721				
Melton Mowbray	d	0732				
Nottingham 8	d	-	0737			0807
Beeston	d	-	0743			0813
Attenborough	d	-	-			-
Long Eaton	d	-	0752			0826
Spondon	d	-	-			-
Derby 6	a	-	0802			0837
Derby	d	-	0806	0828		0840
Willington	d	-	-	-		-
Burton-on-Trent	d	-	0818	0838		0851
Tamworth	d	-	0830	0849		0903
Wilnecote	d	-	0834	-		-
Leicester	a	0749	-	-		-
Leicester	d	0750	-	-	0816	-
South Wigston	d	-	-	-	0822	-
Narborough	d	-	-	-	0827	-
Hinckley	d	-	-	-	0836	-
Nuneaton	d	0809	-	-	0845	-
Coleshill Parkway	d	0825	-	-	0900	-
Water Orton	d	-	0844	-	-	-
Birmingham New Street 12	a	0838	0855	0905	0914	0923
Birmingham New Street	d	0842		0912		0930
University	a	-		-		0936
Worcestershire Parkway	d	0912		-		0958
Ashchurch for Tewkesbury	d	-		-		-
Cheltenham Spa	d	0929		0952		1015
Gloucester 7	a	-		-		1026
Gloucester	d	-		-		1027
Bristol Parkway 7	a	0957		1020		-
Bristol Temple Meads 10	a	1007		1036		-
Lydney	a					1046
Chepstow	a					-
Caldicot	a					-
Severn Tunnel Junction	a					-
Newport (South Wales)	a					1111
Cardiff Central 7	a					1125

Times may vary at weekends to allow track improvement work to take place. Please check before travelling by visiting crosscountrytrains.co.uk or calling National Rail Enquiries on 03457 48 49 50

Please note : All direct services are shown in **bold**. Food and drink is available on services shown with dark shading.

For help: see 'Using Your Timetable' on page 9

	V	H	⓪	⓪	J	⓪	⓪	⓪	V
Stansted Apt→			0625						
Audley End			-						
Cambridge Sth			0652						
Cambridge			0656						
Cambridge			0700						
Ely 6			0715						
Manea			-						
March			0732						
Whittlesea			0743						
Peterboro			0752						
Peterboro 8			0754						
Stamford			0807						
Oakham			0821						
Melton Mowbray			0832						
Nottingham 8			-	0841				0907	
Beeston			-	-				0913	
Attenborough			-	-				-	
Long Eaton			-	-				0924	
Spondon			-	0859				-	
Derby 6			-	0905				0935	
Derby	0853		-	0910	0931			0938	0957
Willington	-		-	-	-			-	-
Burton	-		-	0921	0941			0950	-
Tamworth	-		-	0932	-			1003	-
Wilnecote	-		-	0936	-			-	-
Leicester	-		0849	-	-			-	-
Leicester	-		0850	-	-	0918		-	-
South Wigston	-		-	-	-	-		-	-
Narborough	-		-	-	-	0928		-	-
Hinckley	-		-	-	-	0936		-	-
Nuneaton	-		0909	-	-	0943		-	-
Colehill	-		0925	-	-	0958		-	-
Water Orton	-		-	-	-	1002		-	-
Bham New St 12	0927		0938	0955	1004	1015	1024	1027	
Bham New St		0942			1012		1030		
University		-			-		1036		
Worcester Pkwy		1012			-		1058		
Ashchurch		-			-		-		
Cheltenham		1029			1052		1115		
Gloucester 7		-			-		1126		
Gloucester		-			-		1127		
Bristol Pkwy 7		1057			1121		-		
Bristol TM 10		1107			1134		-		
Lydney		-			-		-		
Chepstow		-			-		1153		
Caldicot		-			-		-		
Severn Tnl Jn		-			-		-		
Newport		-			-		1212		
Cardiff Ctl 7		-			-		1226		

Stansted, Cambridge & Leicester to Birmingham. Nottingham to Birmingham & Cardiff

(Includes all services between Derby & Bristol)

Saturdays

Notes: See end of route timetables

Features

Ⓩ Ⓩ Ⓩ Ⓩ

Period of operation and Notes

J

Stansted Airport →	d	0725				
Audley End	d	-				
Cambridge South*	d	0752				
Cambridge	a	0756				
Cambridge	d	0800				
Ely 6	d	0815				
Manea	d	-				
March	d	0832				
Whittlesea	d	-				
Peterborough	a	0849				
Peterborough 8	d	0854				
Stamford	d	0907				
Oakham	d	0921				
Melton Mowbray	d	0932				
Nottingham 8	d	-	0941			1007
Beeston	d	-	-			1013
Attenborough	d	-	-			-
Long Eaton	d	-	-			1024
Spondon	d	-	-			-
Derby 6	a	-	1002			1034
Derby	d	-	1007	1031		1041
Willington	d	-	1014	-		-
Burton-on-Trent	d	-	1021	-		1053
Tamworth	d	-	1032	1049		1104
Wilnecote	d	-	1036	-		-
Leicester	a	0949	-	-		-
Leicester	d	0950	-	-	1018	-
South Wigston	d	-	-	-	1024	-
Narborough	d	-	-	-	1029	-
Hinckley	d	-	-	-	1038	-
Nuneaton	d	1009	-	-	1045	-
Colehill Parkway	d	1025	-	-	1100	-
Water Orton	d	-	-	-	-	-
Birmingham New Street 12	a	1038	1055	1106	1115	1124
Birmingham New Street	d	1042		1112		1130
University	a	-		-		1136
Worcestershire Parkway	d	1112		-		1158
Ashchurch for Tewkesbury	d	-		-		-
Cheltenham Spa	d	1129		1152		1215
Gloucester 7	a	-		-		1226
Gloucester	d	-		-		1227
Bristol Parkway 7	a	1157		1221		-
Bristol Temple Meads 10	a	1207		1235		-
Lydney	a					-
Chepstow	a					1253
Caldicot	a					-
Severn Tunnel Junction	a					-
Newport (South Wales)	a					1310
Cardiff Central 7	a					1325

Times may vary at weekends to allow track improvement work to take place. Please check before travelling by visiting crosscountrytrains.co.uk or calling National Rail Enquiries on 03457 48 49 50

Please note : All direct services are shown in **bold**. Food and drink is available on services shown with dark shading.

For help: see 'Using Your Timetable' on page 9

	V	⓪	⓪	Y	⓪	⓪
Stansted Apt→		0825				
Audley End		-				
Cambridge Sth		0852				
Cambridge		0856				
Cambridge		0900				
Ely 6		0915				
Manea		-				
March		0932				
Whittlesea		-				
Peterboro		0949				
Peterboro 8		0954				
Stamford		1007				
Oakham		1021				
Melton Mowbray		1032				
Nottingham 8		-	1041			1107
Beeston		-	-			1113
Attenborough		-	-			-
Long Eaton		-	-			1124
Spondon		-	-			-
Derby 6		-	1102			1135
Derby	1053	-	1108	1131		1138
Willington	-	-	-	-		-
Burton	-	-	1119	1141		1150
Tamworth	-	-	1131	-		1202
Wilnecote	-	-	1135	-		-
Leicester	-	1049	-	-		-
Leicester	-	1050	-	-	1118	-
South Wigston	-	-	-	-	-	-
Narborough	-	-	-	-	1128	-
Hinckley	-	-	-	-	1136	-
Nuneaton	-	1109	-	-	1143	-
Colehill	-	1125	-	-	1158	-
Water Orton	-	-	-	-	1202	-
Bham New St 12	1127	1138	1155	1207	1213	1223
Bham New St	1142			1212		1230
University	-			-		1236
Worcester Pkwy	1212			-		1258
Ashchurch	-			-		-
Cheltenham	1229			1252		1315
Gloucester 7	-			-		1326
Gloucester	-			-		1327
Bristol Pkwy 7	1257			1320		-
Bristol TM 10	1307			1332		-
Lydney						1346
Chepstow						-
Caldicot						-
Severn Tnl Jn						-
Newport						1411
Cardiff Ctl 7						1425

Stansted, Cambridge & Leicester to Birmingham. Nottingham to Birmingham & Cardiff

(Includes all services between Derby & Bristol)

Saturdays

Notes: See end of route timetables

Features		Ⓢ	Ⓢ		Ⓢ	Ⓢ	
Period of operation and Notes			J				V
Stansted Airport →	d	0925					
Audley End	d	-					
Cambridge South*	d	0952					
Cambridge	a	0956					
Cambridge	d	1000					
Ely 6	d	1015					
Manea	d	-					
March	d	1032					
Whittlesea	d	-					
Peterborough	a	1049					
Peterborough 8	d	1054					
Stamford	d	1107					
Oakham	d	1121					
Melton Mowbray	d	1132					
Nottingham 8	d	-	1141			1207	
Beeston	d	-	-			1213	
Attenborough	d	-	-			-	
Long Eaton	d	-	-			1224	
Spondon	d	-	-			-	
Derby 6	a	-	1202			1235	
Derby	d	-	1210	1231		1241	1253
Willington	d	-	-	-		-	-
Burton-on-Trent	d	-	1221	-		1252	-
Tamworth	d	-	1232	1250		1303	-
Wilnecote	d	-	1236	-		-	-
Leicester	a	1149	-	-		-	-
Leicester	d	1150	-	-	1218	-	-
South Wigston	d	-	-	-	1224	-	-
Narborough	d	-	-	-	1229	-	-
Hinckley	d	-	-	-	1238	-	-
Nuneaton	d	1209	-	-	1245	-	-
Coleshill Parkway	d	1225	-	-	1300	-	-
Water Orton	d	-	-	-	-	-	-
Birmingham New Street 12	a	1238	1255	1306	1315	1324	1328
Birmingham New Street	d			1312		1330	
University	a			-		1336	
Worcestershire Parkway	d			-		1358	
Ashchurch for Tewkesbury	d			-		-	
Cheltenham Spa	d			1352		1415	
Gloucester 7	a			-		1426	
Gloucester	d			-		1427	
Bristol Parkway 7	a			1420		-	
Bristol Temple Meads 10	a			1435		-	
Lydney	a					-	
Chepstow	a					1453	
Caldicot	a					-	
Severn Tunnel Junction	a					-	
Newport (South Wales)	a					1510	
Cardiff Central 7	a					1525	

Times may vary at weekends to allow track improvement work to take place. Please check before travelling by visiting crosscountrytrains.co.uk or calling National Rail Enquiries on 03457 48 49 50

Please note : All direct services are shown in **bold**. Food and drink is available on services shown with dark shading.

For help: see 'Using Your Timetable' on page 9

(Z) (Z) (Z) (Z) (Z)

J

Stansted Apt→	1025					1125
Audley End	-					-
Cambridge Sth	1052					1152
Cambridge	1056					1156
Cambridge	1100					1200
Ely 6	1115					1215
Manea	-					-
March	1132					1232
Whittlesea	-					-
Peterboro	1149					1249
Peterboro 8	1154					1254
Stamford	1207					1307
Oakham	1221					1321
Melton Mwbray	1232					1332
Nottingham 8	-	1241			1307	-
Beeston	-	-			1313	-
Attenborough	-	-			-	-
Long Eaton	-	-			1324	-
Spondon	-	-			-	-
Derby 6	-	1302			1335	-
Derby	-	1310	1331		1338	-
Willington	-	1317	-		-	-
Burton	-	1324	1341		1350	-
Tamworth	-	1335	-		1403	-
Wilnecote	-	-	-		-	-
Leicester	1249	-	-		-	1349
Leicester	1250	-	-	1318	-	1350
South Wigston	-	-	-	-	-	-
Narborough	-	-	-	1328	-	-
Hinckley	-	-	-	1336	-	-
Nuneaton	1309	-	-	1343	-	1409
Colehill	1325	-	-	1358	-	1425
Water Orton	-	-	-	1402	-	-
Bham New St 12	1338	1355	1404	1415	1425	1438
Bham New St	1342		1412		1430	1442
University	-		-		1436	-
Worcester Pkwy	1412		-		1458	1512
Ashchurch	-		-		-	-
Cheltenham	1429		1452		1515	1529
Gloucester 7	-		-		1526	-
Gloucester	-		-		1527	-
Bristol Pkwy 7	1457		1520		-	1557
Bristol TM 10	1511		1536		-	1607
Lydney					-	
Chepstow					1553	
Caldicot					-	
Severn Tnl Jn					-	
Newport					1611	
Cardiff Ctl 7					1625	

Stansted, Cambridge & Leicester to Birmingham. Nottingham to Birmingham & Cardiff

(Includes all services between Derby & Bristol)

Saturdays

Notes: See end of route timetables

Features		Ⓩ		Ⓩ	Ⓩ		V	H
Period of operation and Notes			J					
Stansted Airport →	d							
Audley End	d							
Cambridge South*	d							
Cambridge	a							
Cambridge	d							
Ely 6	d							
Manea	d							
March	d							
Whittlesea	d							
Peterborough	a							
Peterborough 8	d							
Stamford	d							
Oakham	d							
Melton Mowbray	d							
Nottingham 8	d	1341				1407		
Beeston	d	-				1413		
Attenborough	d	-				-		
Long Eaton	d	-				1424		
Spondon	d	-				-		
Derby 6	a	1402				1435		
Derby	d	1410	1431			1438	1453	
Willington	d	-	-			-	-	
Burton-on-Trent	d	1421	-			1450	-	
Tamworth	d	1432	1449			1503	-	
Wilnecote	d	1436	-			-	-	
Leicester	a	-	-			-	-	
Leicester	d	-	-	1418		-	-	
South Wigston	d	-	-	1424		-	-	
Narborough	d	-	-	1429		-	-	
Hinckley	d	-	-	1438		-	-	
Nuneaton	d	-	-	1445		-	-	
Coleshill Parkway	d	-	-	1500		-	-	
Water Orton	d	-	-	-		-	-	
Birmingham New Street 12	a	1455	1505	1515		1524	1527	
Birmingham New Street	d		1512			1530		1542
University	a		-			1536		-
Worcestershire Parkway	d		-			1558		1612
Ashchurch for Tewkesbury	d		-			-		-
Cheltenham Spa	d		1552			1615		1629
Gloucester 7	a		-			1626		-
Gloucester	d		-			1627		-
Bristol Parkway 7	a		1620			-		1657
Bristol Temple Meads 10	a		1632			-		1707
Lydney	a					1646		
Chepstow	a					1655		
Caldicot	a					-		
Severn Tunnel Junction	a					-		
Newport (South Wales)	a					1712		
Cardiff Central 7	a					1726		

Times may vary at weekends to allow track improvement work to take place. Please check before travelling by visiting crosscountrytrains.co.uk or calling National Rail Enquiries on 03457 48 49 50

Please note : All direct services are shown in **bold**. Food and drink is available on services shown with dark shading.

For help: see 'Using Your Timetable' on page 9

	⓪	⓪	J	⓪	⓪	V	⓪
Stansted Apt→	1225						1325
Audley End	-						-
Cambridge Sth	1252						1352
Cambridge	1256						1356
Cambridge	1300						1400
Ely 6	1315						1415
Manea	-						-
March	1332						1432
Whittlesea	-						-
Peterboro	1349						1449
Peterboro 8	1354						1454
Stamford	1407						1507
Oakham	1421						1521
Melton Mowbray	1432						1532
Nottingham 8	-	1441			1507		-
Beeston	-	-			1513		-
Attenborough	-	-			-		-
Long Eaton	-	-			1524		-
Spondon	-	-			-		-
Derby 6	-	1502			1534		-
Derby	-	1510	1531		1540	1554	-
Willington	-	1517	-		-	-	-
Burton	-	1524	1541		1551	-	-
Tamworth	-	1535	-		1603	-	-
Wilnecote	-	-	-		-	-	-
Leicester	1449	-	-		-	-	1549
Leicester	1450	-	-	1518	-	-	1550
South Wigston	-	-	-	-	-	-	-
Narborough	-	-	-	1528	-	-	-
Hinckley	-	-	-	1536	-	-	-
Nuneaton	1509	-	-	1543	-	-	1609
Colehill	1525	-	-	1558	-	-	1625
Water Orton	-	-	-	1602	-	-	-
Bham New St 12	1538	1555	1604	1614	1624	1627	1638
Bham New St			1612		1630		1642
University			-		1636		-
Worcester Pkwy			-		1658		1712
Ashchurch			-		-		-
Cheltenham			1652		1715		1729
Gloucester 7			-		1726		-
Gloucester			-		1727		-
Bristol Pkwy 7			1720		-		1757
Bristol TM 10			1735		-		1807
Lydney					1746		
Chepstow					1755		
Caldicot					-		
Severn Tnl Jn					-		
Newport					1812		
Cardiff Ctl 7					1826		

Stansted, Cambridge & Leicester to Birmingham. Nottingham to Birmingham & Cardiff

(Includes all services between Derby & Bristol)

Saturdays

Notes: See end of route timetables

Features		Ⓩ		Ⓩ	Ⓩ	
Period of operation and Notes		J		V		
Stansted Airport →	d					
Audley End	d					
Cambridge South*	d					
Cambridge	a					
Cambridge	d					
Ely 6	d					
Manea	d					
March	d					
Whittlesea	d					
Peterborough	a					
Peterborough 8	d					
Stamford	d					
Oakham	d					
Melton Mowbray	d					
Nottingham 8	d	1541			1607	
Beeston	d	-			1613	
Attenborough	d	-			-	
Long Eaton	d	-			1624	
Spondon	d	-			-	
Derby 6	a	1602			1635	
Derby	d	1610	1631		1638	1653
Willington	d	-	-		-	-
Burton-on-Trent	d	1621	-		1650	-
Tamworth	d	1632	1649		1703	-
Wilnecote	d	1636	-		-	-
Leicester	a	-	-		-	-
Leicester	d	-	-	1618	-	-
South Wigston	d	-	-	1624	-	-
Narborough	d	-	-	1629	-	-
Hinckley	d	-	-	1638	-	-
Nuneaton	d	-	-	1645	-	-
Colehill Parkway	d	-	-	1700	-	-
Water Orton	d	-	-	-	-	-
Birmingham New Street 12	a	1655	1706	1714	1723	1727
Birmingham New Street	d		1712		1730	1742
University	a		-		1736	-
Worcestershire Parkway	d		-		1758	1812
Ashchurch for Tewkesbury	d		-		1809	-
Cheltenham Spa	d		1752		1819	1829
Gloucester 7	a		-		1827	-
Gloucester	d		-		1830	-
Bristol Parkway 7	a		1820		-	1858
Bristol Temple Meads 10	a		1834		-	1908
Lydney	a				-	
Chepstow	a				-	
Caldicot	a				-	
Severn Tunnel Junction	a				-	
Newport (South Wales)	a				1911	
Cardiff Central 7	a				1925	

Times may vary at weekends to allow track improvement work to take place. Please check before travelling by visiting crosscountrytrains.co.uk or calling National Rail Enquiries on 03457 48 49 50

Please note : All direct services are shown in **bold**. Food and drink is available on services shown with dark shading.

For help: see 'Using Your Timetable' on page 9

	⓪	⓪	J	⓪	⓪	V	⓪
Stansted Apt→	1425						1525
Audley End	-						-
Cambridge Sth	1452						1552
Cambridge	1456						1556
Cambridge	1500						1600
Ely 6	1515						1615
Manea	-						-
March	1532						1632
Whittlesea	-						-
Peterboro	1549						1649
Peterboro 8	1554						1654
Stamford	1607						1707
Oakham	1621						1721
Melton Mowbray	1632						1732
Nottingham 8	-	1641			1707		-
Beeston	-	-			1713		-
Attenborough	-	-			-		-
Long Eaton	-	-			1724		-
Spondon	-	-			-		-
Derby 6	-	1702			1734		-
Derby	-	1709	1731		1739	1754	-
Willington	-	1716	-		-	-	-
Burton	-	1723	1741		1750	-	-
Tamworth	-	1734	-		1802	-	-
Wilnecote	-	1738	-		-	-	-
Leicester	1649	-	-		-	-	1749
Leicester	1650	-	-	1718	-	-	1750
South Wigston	-	-	-	1724	-	-	-
Narborough	-	-	-	1729	-	-	-
Hinckley	-	-	-	1738	-	-	-
Nuneaton	1709	-	-	1745	-	-	1809
Colehill	1725	-	-	1800	-	-	1825
Water Orton	-	-	-	-	-	-	-
Bham New St 12	1738	1756	1804	1814	1823	1828	1838
Bham New St			1812		1830		1842
University			-		1836		-
Worcester Pkwy			-		1858		1912
Ashchurch			-		-		-
Cheltenham			1852		1915		1929
Gloucester 7			-		1926		-
Gloucester			-		1927		-
Bristol Pkwy 7			1920		-		1957
Bristol TM 10			1936		-		2008
Lydney					-		
Chepstow					-		
Caldicot					-		
Severn Tnl Jn					-		
Newport					2008		
Cardiff Ctl 7					2022		

Stansted, Cambridge & Leicester to Birmingham. Nottingham to Birmingham & Cardiff

(Includes all services between Derby & Bristol)

Saturdays

Notes: See end of route timetables

Features

Ⓩ

Ⓩ

Ⓩ

Ⓩ

Period of operation and Notes

J

Stansted Airport →	d						1625
Audley End	d						-
Cambridge South*	d						1652
Cambridge	a						1656
Cambridge	d						1700
Ely 6	d						1715
Manea	d						-
March	d						1732
Whittlesea	d						1743
Peterborough	a						1752
Peterborough 8	d						1754
Stamford	d						1807
Oakham	d						1821
Melton Mowbray	d						1832
Nottingham 8	d	1741			1807		-
Beeston	d	-			1813		-
Attenborough	d	-			-		-
Long Eaton	d	-			1824		-
Spondon	d	-			-		-
Derby 6	a	1802			1834		-
Derby	d	1805	1831		1838	1853	-
Willington	d	1813	-		-	-	-
Burton-on-Trent	d	1819	-		1850	-	-
Tamworth	d	1831	1849		1903	-	-
Wilnecote	d	-	-		-	-	-
Leicester	a	-	-		-	-	1849
Leicester	d	-	-	1818	-	-	1850
South Wigston	d	-	-	1824	-	-	-
Narborough	d	-	-	1829	-	-	-
Hinckley	d	-	-	1838	-	-	-
Nuneaton	d	-	-	1845	-	-	1909
Coleshill Parkway	d	-	-	1900	-	-	1925
Water Orton	d	-	-	-	-	-	-
Birmingham New Street 12	a	1855	1905	1914	1923	1925	1938
Birmingham New Street	d		1912		1930		
University	a		-		1936		
Worcestershire Parkway	d		-		1958		
Ashchurch for Tewkesbury	d		-		-		
Cheltenham Spa	d		1952		2015		
Gloucester 7	a		-		2026		
Gloucester	d		-		2027		
Bristol Parkway 7	a		2020		-		
Bristol Temple Meads 10	a		2033		-		
Lydney	a				-		
Chepstow	a				-		
Caldicot	a				-		
Severn Tunnel Junction	a				-		
Newport (South Wales)	a				2108		
Cardiff Central 7	a				2122		

Times may vary at weekends to allow track improvement work to take place. Please check before travelling by visiting crosscountrytrains.co.uk or calling National Rail Enquiries on 03457 48 49 50

Stansted, Cambridge & Leicester to Birmingham. Nottingham to Birmingham & Cardiff

(Includes all services between Derby & Bristol)

Saturdays

Notes: See end of route timetables

Features

Ⓢ Ⓢ Ⓢ Ⓢ Ⓢ

Period of operation and Notes

Stansted Airport →	d		1825				1925
Audley End	d		-				-
Cambridge South*	d		1852				1952
Cambridge	a		1856				1956
Cambridge	d		1900				2000
Ely 6	d		1915				2015
Manea	d		-				-
March	d		1932				2032
Whittlesea	d		-				-
Peterborough	a		1949				2049
Peterborough 8	d		1954				2054
Stamford	d		2007				2107
Oakham	d		2021				2121
Melton Mowbray	d		2032				2132
Nottingham 8	d		-	2039			-
Beeston	d		-	2045			-
Attenborough	d		-	-			-
Long Eaton	d		-	2054			-
Spondon	d		-	-			-
Derby 6	a		-	2105			-
Derby	d	2055	-	2110		2155	-
Willington	d	-	-	2117		-	-
Burton-on-Trent	d	-	-	2124		2205	-
Tamworth	d	-	-	2135		2216	-
Wilnecote	d	-	-	2139		-	-
Leicester	a	-	2049	-		-	2149
Leicester	d	-	2050	-	2118	-	2150
South Wigston	d	-	-	-	2124	-	-
Narborough	d	-	-	-	2129	-	-
Hinckley	d	-	-	-	2138	-	-
Nuneaton	d	-	2109	-	2145	-	2209
Colehill Parkway	d	-	2125	-	2200	-	2225
Water Orton	d	-	-	-	-	-	-
Birmingham New Street 12	a	2126	2138	2157	2214	2232	2238
Birmingham New Street	d						
University	a						
Worcestershire Parkway	d						
Ashchurch for Tewkesbury	d						
Cheltenham Spa	d						
Gloucester 7	a						
Gloucester	d						
Bristol Parkway 7	a						
Bristol Temple Meads 10	a						
Lydney	a						
Chepstow	a						
Caldicot	a						
Severn Tunnel Junction	a						
Newport (South Wales)	a						
Cardiff Central 7	a						

Times may vary at weekends to allow track improvement work to take place. Please check before travelling by visiting crosscountrytrains.co.uk or calling National Rail Enquiries on 03457 48 49 50

Please note : All direct services are shown in **bold**. Food and drink is available on services shown with dark shading.

For help: see 'Using Your Timetable' on page 9

(Z) (Z) (Z) (Z) (Z) (Z) (Z)

Stansted Apt→				2025	2125	2225	2325	
Audley End				-	-	-	2338	
Cambridge Sth				2052	2152	2252	2352	
Cambridge				2056	2156	2256	2356	
Cambridge								
Ely 6								
Manea								
March								
Whittlesea								
Peterboro								
Peterboro 8								
Stamford								
Oakham								
Melton Mwbray								
Nottingham 8	2137							
Beeston	2143							
Attenborough	2146							
Long Eaton	2154							
Spondon	2201							
Derby 6	2207							
Derby	2213	2229						
Willington	-	-						
Burton	2224	2239						
Tamworth	2235	2249						
Wilnecote	2239	-						
Leicester	-	-						
Leicester	-	-	2220					
South Wigston	-	-	2226					
Narborough	-	-	2231					
Hinckley	-	-	2240					
Nuneaton	-	-	2246					
Coleshill	-	-	2302					
Water Orton	-	-	-					
Bham New St 12	2304	2307	2315					
Bham New St								
University								
Worcester Pkwy								
Ashchurch								
Cheltenham								
Gloucester 7								
Gloucester								
Bristol Pkwy 7								
Bristol TM 10								
Lydney								
Chepstow								
Caldicot								
Severn Tnl Jn								
Newport								
Cardiff Ctl 7								

Stansted, Cambridge & Leicester to Birmingham. Nottingham to Birmingham & Cardiff

(Includes all services between Derby & Bristol)

Sundays

Notes: See end of route timetables

Features		Ⓩ			Ⓩ	Ⓩ	
Period of operation and Notes		Y	J				J
Stansted Airport →	d						
Audley End	d						
Cambridge South*	d						
Cambridge	a						
Cambridge	d						
Ely 6	d						
Manea	d						
March	d						
Whittlesea	d						
Peterborough	a						
Peterborough 8	d						
Stamford	d						
Oakham	d						
Melton Mowbray	d						
Nottingham 8	d				0956		
Beeston	d				-		
Attenborough	d				-		
Long Eaton	d				-		
Spondon	d				-		
Derby 6	a				1017		
Derby	d			0931	1021		1031
Willington	d			-	-		-
Burton-on-Trent	d			0941	1032		-
Tamworth	d			-	1044		1053
Wilnecote	d			-	-		-
Leicester	a			-	-		-
Leicester	d			-	-	1020	-
South Wigston	d			-	-	-	-
Narborough	d			-	-	1030	-
Hinckley	d			-	-	1038	-
Nuneaton	d			-	-	1046	-
Coleshill Parkway	d			-	-	1102	-
Water Orton	d			-	-	-	-
Birmingham New Street 12	a			1019	1102	1115	1118
Birmingham New Street	d		0930	1030	1112		1130
University	a		-	-	1118		-
Worcestershire Parkway	d		-	-	1140		-
Ashchurch for Tewkesbury	d		-	-	-		-
Cheltenham Spa	d		1010	1110	1200		1210
Gloucester 7	a		-	-	1209		-
Gloucester	d		-	-	1210		-
Bristol Parkway 7	a		1038	1138	-		1238
Bristol Temple Meads 10	a	1022d	1049	1150	-		1248
Lydney	a		-	-	-		-
Chepstow	a		-	-	-		-
Caldicot	a		-	-	-		-
Severn Tunnel Junction	a		-	-	-		-
Newport (South Wales)	a	1048			1251		
Cardiff Central 7	a	1103			1305		

Times may vary at weekends to allow track improvement work to take place. Please check before travelling by visiting crosscountrytrains.co.uk or calling National Rail Enquiries on 03457 48 49 50

Please note : All direct services are shown in **bold**. Food and drink is available on services shown with dark shading.

For help: see 'Using Your Timetable' on page 9

	J	Ⓩ	Ⓩ	J	Ⓩ	Ⓩ	Ⓩ
Stansted Apt→							1025
Audley End							-
Cambridge Sth							1052
Cambridge							1056
Cambridge							1100
Ely 6							1115
Manea							-
March							1132
Whittlesea							-
Peterboro							1149
Peterboro 8							1154
Stamford							1207
Oakham							1221
Melton Mwbray							1232
Nottingham 8			1116			1216	-
Beeston			-			-	-
Attenborough			-			-	-
Long Eaton			-			-	-
Spondon			-			-	-
Derby 6			1136			1236	-
Derby	1131		1140	1231		1240	-
Willington	-		-	-		-	-
Burton	1141		1151	-		1251	-
Tamworth	-		1203	1249		1303	-
Wilnecote	-		-	-		-	-
Leicester	-		-	-		-	1249
Leicester	-	1120	-	-	1220	-	1250
South Wigston	-	-	-	-	1226	-	-
Narborough	-	1130	-	-	1231	-	-
Hinckley	-	1139	-	-	1240	-	-
Nuneaton	-	1145	-	-	1246	-	1309
Colehill	-	1201	-	-	1302	-	1325
Water Orton	-	-	-	-	-	-	-
Bham New St 12	1204	1214	1221	1305	1315	1321	1340
Bham New St	1212			1312		1330	1342
University	-			-		1336	-
Worcester Pkwy	-			-		1358	-
Ashchurch	-			-		-	-
Cheltenham	1252			1352		1415	1429
Gloucester 7	-			-		1426	-
Gloucester	-			-		1427	-
Bristol Pkwy 7	1320			1420		-	1457
Bristol TM 10	1335			1432		-	1507
Lydney						-	-
Chepstow						-	-
Caldicot						-	-
Severn Tnl Jn						-	-
Newport						1509	-
Cardiff Ctl 7						1523	-

Stansted, Cambridge & Leicester to Birmingham. Nottingham to Birmingham & Cardiff

(Includes all services between Derby & Bristol)

Sundays

Notes: See end of route timetables

Features

Ⓩ

Ⓩ

V

H

Ⓩ

Period of operation and Notes

J

Period of operation and Notes	J	Ⓩ	Ⓩ	V	H	Ⓩ
Stansted Airport →	d					
Audley End	d					
Cambridge South*	d					
Cambridge	a					
Cambridge	d					1200
Ely 6	d					1215
Manea	d					-
March	d					1232
Whittlesea	d					-
Peterborough	a					1249
Peterborough 8	d					1254
Stamford	d					1307
Oakham	d					1321
Melton Mowbray	d					1332
Nottingham 8	d		1316			-
Beeston	d		-			-
Attenborough	d		-			-
Long Eaton	d		-			-
Spondon	d		-			-
Derby 6	a		1337			-
Derby	d	1331	1340	1353		-
Willington	d	-	-	-		-
Burton-on-Trent	d	1341	1351	-		-
Tamworth	d	-	1403	-		-
Wilnecote	d	-	-	-		-
Leicester	a	-	-	-		1349
Leicester	d	-	1320	-	-	1350
South Wigston	d	-	-	-		-
Narborough	d	-	1330	-	-	-
Hinckley	d	-	1338	-	-	-
Nuneaton	d	-	1346	-	-	1409
Coleshill Parkway	d	-	1402	-	-	1425
Water Orton	d	-	-	-		-
Birmingham New Street 12	a	1404	1415	1421	1425	1439
Birmingham New Street	d	1412				1440
University	a	-				-
Worcestershire Parkway	d	-				-
Ashchurch for Tewkesbury	d	-				-
Cheltenham Spa	d	1452				1526
Gloucester 7	a	-				-
Gloucester	d	-				-
Bristol Parkway 7	a	1521				1554
Bristol Temple Meads 10	a	1535				1604
Lydney	a					
Chepstow	a					
Caldicot	a					
Severn Tunnel Junction	a					
Newport (South Wales)	a					
Cardiff Central 7	a					

Times may vary at weekends to allow track improvement work to take place. Please check before travelling by visiting crosscountrytrains.co.uk or calling National Rail Enquiries on 03457 48 49 50

Please note : All direct services are shown in **bold**. Food and drink is available on services shown with dark shading.

For help: see 'Using Your Timetable' on page 9

	Y	Ⓩ	Ⓩ		Ⓩ	J	Ⓩ
Stansted Apt→						1225	
Audley End						-	
Cambridge Sth						1252	
Cambridge						1256	
Cambridge						1300	
Ely 6						1315	
Manea						-	
March						1332	
Whittlesea						-	
Peterboro						1349	
Peterboro 8						1354	
Stamford						1407	
Oakham						1421	
Melton Mwbray						1432	
Nottingham 8			1416			-	
Beeston			-			-	
Attenborough			-			-	
Long Eaton			-			-	
Spondon			-			-	
Derby 6			1436			-	
Derby	1431		1440	1453		-	1531
Willington	-		-	-		-	-
Burton	-		1451	-		-	1541
Tamworth	1449		1503	-		-	-
Wilnecote	-		-	-		-	-
Leicester	-		-	-		1449	-
Leicester	-	1420	-	-		1450	-
South Wigston	-	1426	-	-		-	-
Narborough	-	1431	-	-		-	1530
Hinckley	-	1440	-	-		-	1538
Nuneaton	-	1446	-	-		1509	-
Coleshill	-	1502	-	-		1525	-
Water Orton	-	-	-	-		-	-
Bham New St 12	1506	1515	1522	1525		1539	1604
Bham New St	1512		1530		1540		1612
University	-		1536		-		-
Worcester Pkwy	-		1558		-		-
Ashchurch	-		-		-		-
Cheltenham	1552		1615		1629		1652
Gloucester 7	-		1625		-		-
Gloucester	-		1627		-		-
Bristol Pkwy 7	1620		-		1657		1720
Bristol TM 10	1635		-		1707		1735
Lydney			-				
Chepstow			-				
Caldicot			-				
Severn Tnl Jn			-				
Newport			1708				
Cardiff Ctl 7			1722				

Stansted, Cambridge & Leicester to Birmingham. Nottingham to Birmingham & Cardiff

(Includes all services between Derby & Bristol)

Sundays

Notes: See end of route timetables

Features	Ⓢ	Ⓢ	Ⓢ	Ⓢ	Ⓢ
Period of operation and Notes		V		J	
Stansted Airport →	d				
Audley End	d				
Cambridge South*	d				
Cambridge	a				
Cambridge	d			1400	
Ely 6	d			1415	
Manea	d			-	
March	d			1432	
Whittlesea	d			-	
Peterborough	a			1449	
Peterborough 8	d			1454	
Stamford	d			1507	
Oakham	d			1521	
Melton Mowbray	d			1532	
Nottingham 8	d	1512		-	
Beeston	d	-		-	
Attenborough	d	-		-	
Long Eaton	d	-		-	
Spondon	d	-		-	
Derby 6	a	1533		-	
Derby	d	1537	1553	-	1631
Willington	d	-	-	-	-
Burton-on-Trent	d	1548	-	-	-
Tamworth	d	1600	-	-	1649
Wilnecote	d	1604	-	-	-
Leicester	a	-	-	1549	-
Leicester	d	-	-	1550	-
South Wigston	d	-	-	-	-
Narborough	d	-	-	-	-
Hinckley	d	-	-	-	-
Nuneaton	d	-	-	1609	-
Coleshill Parkway	d	-	-	1625	-
Water Orton	d	-	-	-	-
Birmingham New Street 12	a	1622	1625	1639	1706
Birmingham New Street	d			1640	1712
University	a			-	-
Worcestershire Parkway	d			-	-
Ashchurch for Tewkesbury	d			-	-
Cheltenham Spa	d			1726	1752
Gloucester 7	a			-	-
Gloucester	d			-	-
Bristol Parkway 7	a			1754	1821
Bristol Temple Meads 10	a			1806	1834
Lydney	a				
Chepstow	a				
Caldicot	a				
Severn Tunnel Junction	a				
Newport (South Wales)	a				
Cardiff Central 7	a				

Times may vary at weekends to allow track improvement work to take place. Please check before travelling by visiting crosscountrytrains.co.uk or calling National Rail Enquiries on 03457 48 49 50

Please note : All direct services are shown in **bold**. Food and drink is available on services shown with dark shading.

For help: see 'Using Your Timetable' on page 9

	⓪	⓪	J	⓪	⓪	⓪	V
Stansted Apt→			1425				
Audley End			-				
Cambridge Sth			1452				
Cambridge			1456				
Cambridge			1500				
Ely 6			1515				
Manea			-				
March			1532				
Whittlesea			-				
Peterboro			1549				
Peterboro 8			1554				
Stamford			1607				
Oakham			1621				
Melton Mwbray			1632				
Nottingham 8	1616		-			1716	
Beeston	-		-			-	
Attenborough	-		-			-	
Long Eaton	-		-			-	
Spondon	-		-			-	
Derby 6	1636		-			1735	
Derby	1640		-	1731		1740	1753
Willington	-		-	-		-	-
Burton	1651		-	1741		1751	-
Tamworth	1703		-	-		1805	-
Wilnecote	-		-	-		-	-
Leicester	-		1649	-		-	-
Leicester	-		1650	-	1720	-	-
South Wigston	-		-	-	1726	-	-
Narborough	-		-	-	1731	-	-
Hinckley	-		-	-	1740	-	-
Nuneaton	-		1709	-	1746	-	-
Colehill	-		1725	-	1802	-	-
Water Orton	-		-	-	-	-	-
Bham New St 12	1723		1739	1804	1815	1823	1826
Bham New St	1730	1740		1812			1840
University	1736	-		-			-
Worcester Pkwy	1758	-		-			-
Ashchurch	-	-		-			-
Cheltenham	1815	1829		1852			1926
Gloucester 7	1823	-		-			-
Gloucester	1827	-		-			-
Bristol Pkwy 7	-	1857		1921			1955
Bristol TM 10	-	1908		1935			2005
Lydney	-						
Chepstow	-						
Caldicot	-						
Severn Tnl Jn	-						
Newport	1908						
Cardiff Ctl 7	1924						

Stansted, Cambridge & Leicester to Birmingham. Nottingham to Birmingham & Cardiff

(Includes all services between Derby & Bristol)

Sundays

Notes: See end of route timetables

Features

Ⓢ

Ⓢ

Ⓢ

Ⓢ

Period of operation and Notes

J

Stansted Airport →	d						1625
Audley End	d						-
Cambridge South*	d						1652
Cambridge	a						1656
Cambridge	d	1600					1700
Ely 6	d	1615					1715
Manea	d	-					-
March	d	1632					1732
Whittlesea	d	-					-
Peterborough	a	1649					1749
Peterborough 8	d	1654					1754
Stamford	d	1707					1807
Oakham	d	1721					1821
Melton Mowbray	d	1732					1832
Nottingham 8	d	-			1816		-
Beeston	d	-			-		-
Attenborough	d	-			-		-
Long Eaton	d	-			-		-
Spondon	d	-			-		-
Derby 6	a	-			1836		-
Derby	d	-	1828		1840	1853	-
Willington	d	-	-		-	-	-
Burton-on-Trent	d	-	-		1851	-	-
Tamworth	d	-	1846		1903	-	-
Wilnecote	d	-	-		-	-	-
Leicester	a	1749	-		-	-	1849
Leicester	d	1750	-	1820	-	-	1850
South Wigston	d	-	-		-	-	-
Narborough	d	-	-	1830	-	-	-
Hinckley	d	-	-	1838	-	-	-
Nuneaton	d	1809	-	1846	-	-	1909
Coleshill Parkway	d	1825	-	1902	-	-	1925
Water Orton	d	-	-		-	-	-
Birmingham New Street 12	a	1840	1903	1915	1921	1925	1939
Birmingham New Street	d		1910		1930		
University	a		-		1936		
Worcestershire Parkway	d		-		1958		
Ashchurch for Tewkesbury	d		-		-		
Cheltenham Spa	d		1954		2015		
Gloucester 7	a		-		2025		
Gloucester	d		-		2027		
Bristol Parkway 7	a		2022		-		
Bristol Temple Meads 10	a		2035		-		
Lydney	a		-		-		
Chepstow	a		-		-		
Caldicot	a		-		-		
Severn Tunnel Junction	a		-		-		
Newport (South Wales)	a		-		2108		
Cardiff Central 7	a		-		2122		

Times may vary at weekends to allow track improvement work to take place. Please check before travelling by visiting crosscountrytrains.co.uk or calling National Rail Enquiries on 03457 48 49 50

Stansted, Cambridge & Leicester to Birmingham. Nottingham to Birmingham & Cardiff

(Includes all services between Derby & Bristol)

Sundays

Notes: See end of route timetables

Features

Ⓢ Ⓢ Ⓢ Ⓢ Ⓢ

Period of operation and Notes

Stansted Airport →	d		1825				
Audley End	d		-				
Cambridge South*	d		1852				
Cambridge	a		1856				
Cambridge	d		1900			2000	
Ely 6	d		1915			2015	
Manea	d		-			-	
March	d		1932			2032	
Whittlesea	d		-			-	
Peterborough	a		1949			2049	
Peterborough 8	d		1954			2054	
Stamford	d		2007			2107	
Oakham	d		2021			2121	
Melton Mowbray	d		2032			2132	
Nottingham 8	d		-		2118	-	
Beeston	d		-		-	-	
Attenborough	d		-		-	-	
Long Eaton	d		-		-	-	
Spondon	d		-		-	-	
Derby 6	a		-		2140	-	
Derby	d	2050	-	2131	2144	-	2231
Willington	d	-	-	-	-	-	-
Burton-on-Trent	d	-	-	2141	2155	-	2241
Tamworth	d	-	-	2151	2206	-	2251
Wilnecote	d	-	-	-	2210	-	-
Leicester	a	-	2049	-	-	2149	-
Leicester	d	-	2050	-	-	2150	-
South Wigston	d	-	-	-	-	-	-
Narborough	d	-	-	-	-	-	-
Hinckley	d	-	-	-	-	-	-
Nuneaton	d	-	2109	-	-	2209	-
Colehill Parkway	d	-	2125	-	-	2225	-
Water Orton	d	-	-	-	-	-	-
Birmingham New Street 12	a	2124	2139	2208	2228	2238	2309
Birmingham New Street	d			2212			
University	a			-			
Worcestershire Parkway	d			-			
Ashchurch for Tewkesbury	d			-			
Cheltenham Spa	d			2252			
Gloucester 7	a			-			
Gloucester	d			-			
Bristol Parkway 7	a			2320			
Bristol Temple Meads 10	a			2330			
Lydney	a						
Chepstow	a						
Caldicot	a						
Severn Tunnel Junction	a						
Newport (South Wales)	a						
Cardiff Central 7	a						

Times may vary at weekends to allow track improvement work to take place. Please check before travelling by visiting crosscountrytrains.co.uk or calling National Rail Enquiries on 03457 48 49 50

Please note : All direct services are shown in **bold**. Food and drink is available on services shown with dark shading.

For help: see 'Using Your Timetable' on page 9

Ⓩ Ⓩ Ⓩ Ⓩ Ⓩ

Stansted Apt→	2025	2105		2225	2305			
Audley End	-	-		-	-			
Cambridge Sth	2052	2130		2252	2330			
Cambridge	2056	2134		2256	2334			
Cambridge								
Ely 6								
Manea								
March								
Whittlesea								
Peterboro								
Peterboro 8								
Stamford								
Oakham								
Melton Mowbray								
Nottingham 8								
Beeston								
Attenborough								
Long Eaton								
Spondon								
Derby 6								
Derby								
Willington								
Burton								
Tamworth								
Wilnecote								
Leicester								
Leicester			2220					
South Wigston			2226					
Narborough			2231					
Hinckley			2240					
Nuneaton			2246					
Colehill			2302					
Water Orton			-					
Bham New St 12			2315					
Bham New St								
University								
Worcester Pkwy								
Ashchurch								
Cheltenham								
Gloucester 7								
Gloucester								
Bristol Pkwy 7								
Bristol TM 10								
Lydney								
Chepstow								
Caldicot								
Severn Tnl Jn								
Newport								
Cardiff Ctl 7								

Cardiff & Birmingham to Nottingham. Birmingham to Leicester, Cambridge & Stansted

(Includes all services between Bristol & Derby)

Mondays to Fridays

Notes: See end of route timetables

Features

Ⓩ Ⓩ Ⓩ Ⓩ

Period of operation and Notes

EMR EMR

Cardiff Central ⁷	d						
Newport (South Wales)	d						
Severn Tunnel Junction	d						
Caldicot	d						
Chepstow	d						
Lydney	d						
Bristol Temple Meads ¹⁰	d						
Bristol Parkway ⁷	d						
Gloucester	a						
Gloucester ⁷	d						
Cheltenham Spa	d						
Ashchurch for Tewkesbury	d						
Worcestershire Parkway	d						
University	d						
Birmingham New Street ¹²	a						
Birmingham New Street	d						
Water Orton	d						
Coleshill Parkway	d						
Nuneaton	d						
Hinckley	d						
Narborough	d						
South Wigston	d						
Leicester	a						
Leicester	d						
Wilnecote	d						
Tamworth	d						
Burton-on-Trent	d						
Willington	d						
Derby	a						
Derby ⁶	d						
Spondon	a						
Long Eaton	a						
Attenborough	a						
Beeston	a						
Nottingham ⁸	a					0456d	0607d
Melton Mowbray	d					0536	0653
Oakham	d					0551	0706
Stamford	d					0605	0721
Peterborough	a					0621	0736
Peterborough ⁸	d					0630	0739
Whittlesea	a					-	-
March	d					0646	0756
Manea	a					-	-
Ely ⁶	d					0703a	0813a
Cambridge	a						
Cambridge	d	0445	0533	0635	0735		
Cambridge South*	a	0448	0536	0638	0738		
Audley End	a	-	-	-	-		
Stansted Airport →	a	0513	0604	0704	0804		

Please note : All direct services are shown in **bold**. Food and drink is available on services shown with dark shading.

For help: see 'Using Your Timetable' on page 9

⓪
⓪
⓪
Q
⓪
⓪
⓪
⓪

Cardiff Ctl 7								
Newport								
Severn Tnl Jn								
Caldicot								
Chepstow								
Lydney								
Bristol TM 10								
Bristol Pkwy 7								
Gloucester								
Gloucester 7								
Cheltenham								
Ashchurch								
Worcester Pkwy								
University								
Bham New St 12								
Bham New St	0519	0552	0603	0609	0622	0649	0652	
Water Orton	-	-	-	-	-	-	-	-
Coleshill	0533	0606	-	-	0636	-	0706	
Nuneaton	0549	0621	-	-	0651	-	0723	
Hinckley	0555	0628	-	-	-	-	0730	
Narborough	0604	0636	-	-	-	-	0739	
South Wigston	-	0641	-	-	-	-	0744	
Leicester	0614	0648	-	-	0710	-	0753	
Leicester	0615	-	-	-	0713	-	-	
Wilnecote	-	-	-	0624	-	-	-	
Tamworth	-	-	0620	0628	-	0706	-	
Burton	-	-	0630	0640	-	0717	-	
Willington	-	-	-	0646	-	-	-	
Derby	-	-	0642	0655	-	0729	-	
Derby 6	0558	-	-	0709	-	0736	-	
Spondon	-	-	-	0713	-	0740	-	
Long Eaton	-	-	-	0720	-	0747	-	
Attenborough	-	-	-	-	-	-	-	
Beeston	0612	-	-	0729	-	0755	-	
Nottingham 8	0619	-	-	0736	-	0801	-	
Melton Mwbay	0631	-	-	-	0731	-	-	
Oakham	0643	-	-	-	0742	-	-	
Stamford	0657	-	-	-	0756	-	-	
Peterboro	0710	-	-	-	0811	-	-	
Peterboro 8	0713	-	-	-	0816	-	-	
Whittlesea	0721	-	-	-	-	-	-	
March	0732	-	-	-	0832	-	-	
Manea	0739	-	-	-	-	-	-	
Ely 6	0754	-	-	-	0854	-	-	
Cambridge	0809	-	-	-	0909	-	-	
Cambridge	0814	-	-	-	0914	-	-	
Cambridge Sth	0818	-	-	-	0918	-	-	
Audley End	-	-	-	-	-	-	-	
Stansted Apt →	0850	-	-	-	0943	-	-	

Cardiff & Birmingham to Nottingham. Birmingham to Leicester, Cambridge & Stansted

(Includes all services between Bristol & Derby)

Mondays to Fridays

Notes: See end of route timetables

Features

⓪ ⓪ ⓪ ⓪

Period of operation and Notes

Q

EMR

Cardiff Central ⁷	d					
Newport (South Wales)	d					
Severn Tunnel Junction	d					
Caldicot	d					
Chepstow	d					
Lydney	d					
Bristol Temple Meads ¹⁰	d					
Bristol Parkway ⁷	d					
Gloucester	a					
Gloucester ⁷	d					
Cheltenham Spa	d					
Ashchurch for Tewkesbury	d					
Worcestershire Parkway	d					
University	d					
Birmingham New Street ¹²	a					
Birmingham New Street	d	0703		0709	0722	0749 0752
Water Orton	d	-		-	-	-
Coleshill Parkway	d	-		-	0736	- 0806
Nuneaton	d	-		-	0751	- 0824
Hinckley	d	-		-	0757	- 0830
Narborough	d	-		-	0806	- 0839
South Wigston	d	-		-	0811	- 0844
Leicester	a	-		-	0817	- 0852
Leicester	d	-		-	0819	-
Wilnecote	d	-		0724	-	-
Tamworth	d	0719		0729	-	0806
Burton-on-Trent	d	0730		0741	-	0819
Willington	d	-		0747	-	-
Derby	a	0741		0756	-	0830
Derby ⁶	d			0808	-	0838
Spondon	a			-	-	-
Long Eaton	a			0817	-	0846
Attenborough	a			-	-	-
Beeston	a			0827	-	0856
Nottingham ⁸	a			0833	-	0903
Melton Mowbray	d		0815		0837	
Oakham	d		0826a		0849	
Stamford	d				0903	
Peterborough	a				0916	
Peterborough ⁸	d				0919	
Whittlesea	a				-	
March	d				0935	
Manea	a				-	
Ely ⁶	d				0954	
Cambridge	a				1009	
Cambridge	d				1014	
Cambridge South*	a				1017	
Audley End	a				-	
Stansted Airport →	a				1043	

Please note : All direct services are shown in **bold**. Food and drink is available on services shown with dark shading.

For help: see 'Using Your Timetable' on page 9

	Q	⓪	Z	⓪	U	⓪	⓪	Q
Cardiff Ctl 7						0640		
Newport						0654		
Severn Tnl Jn						0704		
Caldicot						0707		
Chepstow						0715		
Lydney						0724		
Bristol TM 10	0635			0625	0700	-		0733
Bristol Pkwy 7	0644			0637	0709	-		0742
Gloucester	-			0705	-	0744		-
Gloucester 7	-			0709	-	0745		-
Cheltenham	0714			0718	0740	0755		0812
Ashchurch	-			0726	-	0803		-
Worcester Pkwy	-			0737	-	0814		0826
University	-			0809	-	0839		-
Bham New St 12	0755			0816	0819	0845		0855
Bham New St	0803	0809	0827	0821		0849	0852	0903
Water Orton	-	-	-	-		-	0903	-
Coleshill	-	-	-	0836		-	0907	-
Nuneaton	-	-	-	0853		-	0924	-
Hinckley	-	-	-	-		-	0930	-
Narborough	-	-	-	-		-	0939	-
South Wigston	-	-	-	-		-	-	-
Leicester	-	-	-	0913		-	0952	-
Leicester	-	-	-	0914		-	-	-
Wilnecote	-	0824	-	-		-	-	-
Tamworth	0822	0828	-	-		0906	-	-
Burton	0832	0840	-	-		0917		0926
Willington	-	0846	-	-		-	-	-
Derby	0843	0854	0859	-		0930		0937
Derby 6		0900	-	-		0936		-
Spondon		-	-	-		-		-
Long Eaton		-	-	-		0944		-
Attenborough		-	-	-		-		-
Beeston		-	-	-		0952		-
Nottingham 8		0922	-	-		0959		-
Melton Mwbay				0931				
Oakham				0942				
Stamford				0956				
Peterboro				1010				
Peterboro 8				1011				
Whittlesea				-				
March				1027				
Manea				1035				
Ely 6				1048				
Cambridge				1103				
Cambridge				1107				
Cambridge Sth				1111				
Audley End				-				
Stansted Apt →				1140				

Cardiff & Birmingham to Nottingham. Birmingham to Leicester, Cambridge & Stansted

(Includes all services between Bristol & Derby)

Mondays to Fridays

Notes: See end of route timetables

Features

Ⓩ

Ⓩ

U

Ⓩ

Ⓩ

Q

Period of operation and Notes

Cardiff Central ⁷	d				0745		
Newport (South Wales)	d				0759		
Severn Tunnel Junction	d				-		
Caldicot	d				-		
Chepstow	d				0816		
Lydney	d				0824		
Bristol Temple Meads ¹⁰	d				0801	-	0833
Bristol Parkway ⁷	d				0810	-	0842
Gloucester	a				-	0845	-
Gloucester ⁷	d				-	0849	-
Cheltenham Spa	d				0840	0859	0912
Ashchurch for Tewkesbury	d				-	-	-
Worcestershire Parkway	d				-	0914	0926
University	d				-	0939	-
Birmingham New Street ¹²	a				0920	0945	0954
Birmingham New Street	d	0909	0922		0949	0952	1003
Water Orton	d	-	-		-	-	-
Coleshill Parkway	d	-	0936		-	1009	-
Nuneaton	d	-	0951		-	1025	-
Hinckley	d	-	-		-	1031	-
Narborough	d	-	-		-	1040	-
South Wigston	d	-	-		-	1045	-
Leicester	a	-	1013		-	1051	-
Leicester	d	-	1015		-	-	-
Wilnecote	d	0924	-		-	-	-
Tamworth	d	0928	-		1006	-	1021
Burton-on-Trent	d	0940	-		1018	-	-
Willington	d	-	-		-	-	-
Derby	a	0952	-		1031	-	1041
Derby ⁶	d	0958	-		1036	-	-
Spondon	a	-	-		-	-	-
Long Eaton	a	-	-		1044	-	-
Attenborough	a	-	-		-	-	-
Beeston	a	-	-		1053	-	-
Nottingham ⁸	a	1022	-		1100	-	-
Melton Mowbray	d		1031				
Oakham	d		1043				
Stamford	d		1057				
Peterborough	a		1110				
Peterborough ⁸	d		1112				
Whittlesea	a		-				
March	d		1129				
Manea	a		-				
Ely ⁶	d		1147				
Cambridge	a		1202				
Cambridge	d		1207				
Cambridge South*	a		1210				
Audley End	a		-				
Stansted Airport →	a		1240				

Please note : All direct services are shown in **bold**. Food and drink is available on services shown with dark shading.

For help: see 'Using Your Timetable' on page 9

	⓪	⓪	Z	U	⓪	⓪	Q	⓪
Cardiff Ctl 7					0845			
Newport					0859			
Severn Tnl Jn					-			
Caldicot					-			
Chepstow					0916			
Lydney					-			
Bristol TM 10				0900	-		0933	
Bristol Pkwy 7				0909	-		0942	
Gloucester				-	0944		-	
Gloucester 7				-	0949		-	
Cheltenham				0940	0959		1012	
Ashchurch				-	-		-	
Worcester Pkwy				-	1014		1026	
University				-	1039		-	
Bham New St 12				1024	1045		1055	
Bham New St	1009	1022	1027		1049	1052	1103	1109
Water Orton	-	-	-		-	1103	-	-
Coleshill	-	1036	-		-	1107	-	-
Nuneaton	-	1051	-		-	1124	-	-
Hinckley	-	-	-		-	1130	-	-
Narborough	-	-	-		-	1139	-	-
South Wigston	-	-	-		-	1144	-	-
Leicester	-	1111	-		-	1151	-	-
Leicester	-	1113	-		-	-	-	-
Wilnecote	-	-	-		-	-	-	1127
Tamworth	1026	-	-		1106	-	-	1131
Burton	1037	-	-		1117		1126	1142
Willington	1043	-	-		-	-	-	-
Derby	1052	-	1057		1131		1136	1154
Derby 6	1059	-			1136			1159
Spondon	-	-			-			-
Long Eaton	-	-			1144			-
Attenborough	-	-			-			-
Beeston	-	-			1152			-
Nottingham 8	1122	-			1201			1222
Melton Mwbray		1130						
Oakham		1142						
Stamford		1156						
Peterboro		1208						
Peterboro 8		1211						
Whittlesea		-						
March		1227						
Manea		-						
Ely 6		1248						
Cambridge		1303						
Cambridge		1307						
Cambridge Sth		1311						
Audley End		-						
Stansted Apt →		1340						

Cardiff & Birmingham to Nottingham. Birmingham to Leicester, Cambridge & Stansted

(Includes all services between Bristol & Derby)

Monday to Fridays

Notes: See end of route timetables

Features

Ⓢ

Ⓢ

Ⓢ

Period of operation and Notes

C

U

Cardiff Central 7	d					
Newport (South Wales)	d					
Severn Tunnel Junction	d					
Caldicot	d					
Chepstow	d					
Lydney	d					
Bristol Temple Meads 10	d			1000		
Bristol Parkway 7	d			1010		
Gloucester	a			-		
Gloucester 7	d			-		
Cheltenham Spa	d			1040		
Ashchurch for Tewkesbury	d			-		
Worcestershire Parkway	d			-		
University	d			-		
Birmingham New Street 12	a			1119		
Birmingham New Street	d	1122	1127		1149	1152
Water Orton	d	-	-		-	-
Coleshill Parkway	d	1136	-		-	1209
Nuneaton	d	1151	-		-	1224
Hinckley	d	-	-		-	1230
Narborough	d	-	-		-	1239
South Wigston	d	-	-		-	1244
Leicester	a	1210	-		-	1250
Leicester	d	1212	-		-	-
Wilnecote	d	-	-		-	-
Tamworth	d	-	-		1206	-
Burton-on-Trent	d	-	-		1219	-
Willington	d	-	-		-	-
Derby	a	-	1157		1231	-
Derby 6	d	-	-		1237	-
Spondon	a	-	-		-	-
Long Eaton	a	-	-		1245	-
Attenborough	a	-	-		-	-
Beeston	a	-	-		1256	-
Nottingham 8	a	-	-		1302	-
Melton Mowbray	d	1228	-		-	-
Oakham	d	1240	-		-	-
Stamford	d	1254	-		-	-
Peterborough	a	1307	-		-	-
Peterborough 8	d	1313	-		-	-
Whittlesea	a	-	-		-	-
March	d	1329	-		-	-
Manea	a	-	-		-	-
Ely 6	d	1348	-		-	-
Cambridge	a	1403	-		-	-
Cambridge	d	1407	-		-	-
Cambridge South*	a	1411	-		-	-
Audley End	a	-	-		-	-
Stansted Airport →	a	1440	-		-	-

Please note : All direct services are shown in **bold**. Food and drink is available on services shown with dark shading.

For help: see 'Using Your Timetable' on page 9

	Q		⓪	⓪	Z	U	⓪	⓪
Cardiff Ctl 7	0945						1045	
Newport	0959						1059	
Severn Tnl Jn	-						-	
Caldicot	-						-	
Chepstow	1017						-	
Lydney	-						1123	
Bristol TM 10	-	1033				1100	-	
Bristol Pkwy 7	-	1042				1109	-	
Gloucester	1046	-				-	1145	
Gloucester 7	1049	-				-	1149	
Cheltenham	1059	1112				1140	1159	
Ashchurch	-	-				-	-	
Worcester Pkwy	1114	1126				-	1214	
University	1139	-				-	1239	
Bham New St 12	1149	1155				1219	1245	
Bham New St	1203	1209	1220	1225			1249	1252
Water Orton	-	-	-	-			-	1304
Coleshill	-	-	1234	-			-	1308
Nuneaton	-	-	1251	-			-	1324
Hinckley	-	-	-	-			-	1330
Narborough	-	-	-	-			-	1339
South Wigston	-	-	-	-			-	-
Leicester	-	-	1310	-			-	1352
Leicester	-	-	1312	-			-	-
Wilnecote	-	-	-	-			-	-
Tamworth	1219	1227	-	-			1306	
Burton	1230	1239	-	-			1318	
Willington	-	1245	-	-			-	-
Derby	1241	1253	-	1256			1330	
Derby 6		1259	-	-			1336	
Spondon		-	-	-			-	-
Long Eaton		-	-	-			1344	
Attenborough		-	-	-			-	-
Beeston		-	-	-			1352	
Nottingham 8		1322	-	-			1359	
Melton Mwbray			1329	-				
Oakham			1341	-				
Stamford			1355	-				
Peterboro			1408	-				
Peterboro 8			1413	-				
Whittlesea			-	-				
March			1429	-				
Manea			-	-				
Ely 6			1448	-				
Cambridge			1503	-				
Cambridge			1507	-				
Cambridge Sth			1511	-				
Audley End			-	-				
Stansted Apt →			1540	-				

Cardiff & Birmingham to Nottingham. Birmingham to Leicester, Cambridge & Stansted

(Includes all services between Bristol & Derby)

Monday to Fridays

Notes: See end of route timetables

Features		Ⓩ	Ⓩ			Ⓩ
Period of operation and Notes	A			C	U	
Cardiff Central 7	d					1145
Newport (South Wales)	d					1159
Severn Tunnel Junction	d					-
Caldicot	d					-
Chepstow	d					1216
Lydney	d					-
Bristol Temple Meads 10	d	1133			1200	-
Bristol Parkway 7	d	1142			1209	-
Gloucester	a	-			-	1243
Gloucester 7	d	-			-	1245
Cheltenham Spa	d	1212			1240	1255
Ashchurch for Tewkesbury	d	-			-	1303
Worcestershire Parkway	d	1226			-	1314
University	d	-			-	1339
Birmingham New Street 12	a	1255			1319	1345
Birmingham New Street	d	1303	1309	1322	1328	1349
Water Orton	d	-	-	-	-	-
Coleshill Parkway	d	-	-	1336	-	-
Nuneaton	d	-	-	1351	-	-
Hinckley	d	-	-	-	-	-
Narborough	d	-	-	-	-	-
South Wigston	d	-	-	-	-	-
Leicester	a	-	-	1410	-	-
Leicester	d	-	-	1412	-	-
Wilnecote	d	-	1326	-	-	-
Tamworth	d	-	1330	-	-	1407
Burton-on-Trent	d	1325	1341	-	-	1420
Willington	d	-	-	-	-	-
Derby	a	1336	1354	-	1358	1432
Derby 6	d		1359	-		1437
Spondon	a		-	-		-
Long Eaton	a		-	-		1445
Attenborough	a		-	-		-
Beeston	a		-	-		1455
Nottingham 8	a		1421	-		1502
Melton Mowbray	d			1428		
Oakham	d			1440		
Stamford	d			1454		
Peterborough	a			1507		
Peterborough 8	d			1513		
Whittlesea	a			-		
March	d			1529		
Manea	a			-		
Ely 6	d			1548		
Cambridge	a			1603		
Cambridge	d			1607		
Cambridge South*	a			1611		
Audley End	a			-		
Stansted Airport →	a			1640		

Please note : All direct services are shown in **bold**. Food and drink is available on services shown with dark shading.

For help: see 'Using Your Timetable' on page 9

	ⓐ	ⓑ	ⓒ	ⓓ	ⓔ	ⓕ	ⓖ	ⓗ
	Q			Z	U			
Cardiff Ctl 7								1245
Newport								1259
Severn Tnl Jn								-
Caldicot								-
Chepstow								1316
Lydney								-
Bristol TM 10		1232					1300	-
Bristol Pkwy 7		1242					1309	-
Gloucester		-					-	1346
Gloucester 7		-					-	1349
Cheltenham		1312					1340	1359
Ashchurch		-					-	-
Worcester Pkwy		1326					-	1414
University		-					-	1439
Bham New St 12		1355					1419	1445
Bham New St	1352	1403	1409	1422	1428		1449	1452
Water Orton	-	-	-	-	-		-	1503
Coleshill	1409	-	-	1436	-		-	1507
Nuneaton	1424	-	-	1451	-		-	1524
Hinckley	1430	-	-	-	-		-	1530
Narborough	1439	-	-	-	-		-	1539
South Wigston	1444	-	-	-	-		-	1544
Leicester	1451	-	-	1510	-		-	1551
Leicester	-	-	-	1512	-		-	-
Wilnecote	-	1424	-	-	-		-	-
Tamworth	1421	1429	-	-	-		1506	-
Burton	-	1442	-	-	-		1518	-
Willington	-	-	-	-	-		-	-
Derby		1441	1453	-	1458		1530	-
Derby 6			1459	-			1536	-
Spondon			-	-			-	-
Long Eaton			-	-			1544	-
Attenborough			-	-			-	-
Beeston			-	-			1552	-
Nottingham 8			1522	-			1559	-
Melton Mwbray				1528				-
Oakham				1540				-
Stamford				1554				-
Peterboro				1607				-
Peterboro 8				1613				-
Whittlesea				-				-
March				1632				-
Manea				-				-
Ely 6				1654				-
Cambridge				1709				-
Cambridge				1713				-
Cambridge Sth				1716				-
Audley End				-				-
Stansted Apt →				1752				-

Please note : All direct services are shown in **bold**. Food and drink is available on services shown with dark shading.

For help: see 'Using Your Timetable' on page 9

	B	⓪	⓪	⓪	Z	U	⓪	⓪
Cardiff Ctl 7							1445	
Newport							1459	
Severn Tnl Jn							-	
Caldicot							-	
Chepstow							1516	
Lydney							-	
Bristol TM 10	1433						1500	
Bristol Pkwy 7	1442						1509	
Gloucester	-						-	1543
Gloucester 7	-						-	1549
Cheltenham	1512						1540	1559
Ashchurch	-						-	-
Worcester Pkwy	1526						-	1614
University	-						-	1639
Bham New St 12	1555						1624	1645
Bham New St	1603	1609	1612	1622	1625		1649	1652
Water Orton	-	-	1623	-	-		-	-
Coleshill	-	-	1627	1636	-		-	1706
Nuneaton	-	-	1645	1651	-		-	1728
Hinckley	-	-	1652	-	-		-	1734
Narborough	-	-	-	-	-		-	1743
South Wigston	-	-	-	-	-		-	-
Leicester	-	-	1708	1712	-		-	1754
Leicester	-	-	-	1713	-		-	1756
Wilnecote	-	1628	-	-	-		-	-
Tamworth	1621	1632	-	-	-		1706	-
Burton	-	1643	-	-	-		1719	-
Willington	-	-	-	-	-		-	-
Derby	1641	1655	-	-	1658		1731	-
Derby 6		1701	-	-	-		1737	-
Spondon		-	-	-	-		-	-
Long Eaton		1709	-	-	-		1746	-
Attenborough		-	-	-	-		-	-
Beeston		1720	-	-	-		1754	-
Nottingham 8		1727	-	-	-		1801	-
Melton Mwbray				1730	-			1813
Oakham				1741	-			1825
Stamford				1755	-			1839
Peterboro				1809	-			1853
Peterboro 8				1811	-			1858
Whittlesea				-	-			1906
March				1827	-			1917
Manea				1835	-			-
Ely 6				1848	-			1935
Cambridge				1904	-			1951
Cambridge				1907	-			
Cambridge Sth				1910	-			
Audley End				-	-			
Stansted Apt →				1939	-			

Cardiff & Birmingham to Nottingham. Birmingham to Leicester, Cambridge & Stansted

(Includes all services between Bristol & Derby)

Mondays to Fridays

Notes: See end of route timetables

Features

Ⓢ Ⓢ Ⓢ

Period of operation and Notes

Q

C

U

Cardiff Central 7	d					
Newport (South Wales)	d					
Severn Tunnel Junction	d					
Caldicot	d					
Chepstow	d					
Lydney	d					
Bristol Temple Meads 10	d	1530				1600
Bristol Parkway 7	d	1542				1609
Gloucester	a	-				-
Gloucester 7	d	-				-
Cheltenham Spa	d	1612				1640
Ashchurch for Tewkesbury	d	-				-
Worcestershire Parkway	d	1626				-
University	d	-				-
Birmingham New Street 12	a	1655				1724
Birmingham New Street	d	1703	1709	1712	1722	1728
Water Orton	d	-	1719	1723	-	-
Coleshill Parkway	d	-	-	1727	1736	-
Nuneaton	d	-	-	1742	1751	-
Hinckley	d	-	-	1748	1757	-
Narborough	d	-	-	-	1806	-
South Wigston	d	-	-	1759	-	-
Leicester	a	-	-	1805	1816	-
Leicester	d	-	-	-	1817	-
Wilnecote	d	-	1728		-	-
Tamworth	d	-	1732		-	-
Burton-on-Trent	d	1726	1743		-	-
Willington	d	-	-		-	-
Derby	a	1737	1755		-	1758
Derby 6	d		1801		-	
Spondon	a		-		-	
Long Eaton	a		1809		-	
Attenborough	a		-		-	
Beeston	a		1823		-	
Nottingham 8	a		1830		-	
Melton Mowbray	d				1834	
Oakham	d				1846	
Stamford	d				1900	
Peterborough	a				1913	
Peterborough 8	d				1916	
Whittlesea	a				-	
March	d				1932	
Manea	a				-	
Ely 6	d				1954	
Cambridge	a				2012	
Cambridge	d				2014	
Cambridge South*	a				2018	
Audley End	a				-	
Stansted Airport →	a				2043	

Please note : All direct services are shown in **bold**. Food and drink is available on services shown with dark shading.

For help: see 'Using Your Timetable' on page 9

	⓪	⓪	Q	⓪	⓪	U	⓪	⓪
Cardiff Ctl 7	1545						1645	
Newport	1559						1659	
Severn Tnl Jn	-						-	
Caldicot	-						-	
Chepstow	1616						-	
Lydney	-						1723	
Bristol TM 10	-		1633			1700	-	
Bristol Pkwy 7	-		1642			1709	-	
Gloucester	1643		-			-	1745	
Gloucester 7	1645		-			-	1749	
Cheltenham	1655		1712			1740	1759	
Ashchurch	1703		-			-	-	
Worcester Pkwy	1714		1726			-	1814	
University	1739		-			-	1839	
Bham New St 12	1745		1755			1824	1845	
Bham New St	1749	1752	1803	1809	1822		1849	1852
Water Orton	-	1803	-	-	-		-	-
Coleshill	-	1807	-	-	1836		-	1905
Nuneaton	-	1824	-	-	1851		-	1921
Hinckley	-	1830	-	-	-		-	1928
Narborough	-	1839	-	-	1904		-	1936
South Wigston	-	1844	-	-	-		-	1942
Leicester	-	1852	-	-	1914		-	1950
Leicester	-	-	-	-	1915		-	-
Wilnecote	-	-	-	1824	-		-	-
Tamworth	1806		1820	1829	-		1908	
Burton	1818		-	1840	-		1921	
Willington	-		-	1846	-		-	-
Derby	1829		1842	1855	-		1932	
Derby 6	1836			1901	-		1936	
Spondon	-			-	-		-	-
Long Eaton	1844			1909	-		1944	
Attenborough	-			-	-		-	-
Beeston	1853			1918	-		1953	
Nottingham 8	1901			1926	-		2000	
Melton Mwbray					1932			
Oakham					1943			
Stamford					1957			
Peterboro					2011			
Peterboro 8					2013			
Whittlesea					-			
March					2029			
Manea					-			
Ely 6					2048			
Cambridge					2103			
Cambridge					2107			
Cambridge Sth					2111			
Audley End					-			
Stansted Apt →					2140			

Cardiff & Birmingham to Nottingham. Birmingham to Leicester, Cambridge & Stansted

(Includes all services between Bristol & Derby)

Mondays to Fridays

Notes: See end of route timetables

Features		Ⓩ	Ⓩ	Ⓩ	Ⓩ
Period of operation and Notes	Z			C	
Cardiff Central 7	d				1745
Newport (South Wales)	d				1759
Severn Tunnel Junction	d				-
Caldicot	d				-
Chepstow	d				1816
Lydney	d				-
Bristol Temple Meads 10	d	1733		1800	-
Bristol Parkway 7	d	1742		1810	-
Gloucester	a	-		-	1843
Gloucester 7	d	-		-	1845
Cheltenham Spa	d	1812		1840	1855
Ashchurch for Tewkesbury	d	-		-	1903
Worcestershire Parkway	d	1826		-	1914
University	d	-		-	1939
Birmingham New Street 12	a	1854		1918	1945
Birmingham New Street	d	1903	1909	1922	1927
Water Orton	d	-	-	-	-
Coleshill Parkway	d	-	-	1936	-
Nuneaton	d	-	-	1951	-
Hinckley	d	-	-	-	-
Narborough	d	-	-	-	-
South Wigston	d	-	-	-	-
Leicester	a	-	-	2014	-
Leicester	d	-	-	2015	-
Wilnecote	d	-	-	-	2004
Tamworth	d	1920	1926	-	2008
Burton-on-Trent	d	1931	1937	-	2020
Willington	d	-	1943	-	-
Derby	a	1942	1952	-	1958
Derby 6	d		1957	-	2038
Spondon	a		-	-	-
Long Eaton	a		-	-	2046
Attenborough	a		-	-	-
Beeston	a		-	-	2055
Nottingham 8	a		2018	-	2103
Melton Mowbray	d			2032	
Oakham	d			2043	
Stamford	d			2057	
Peterborough	a			2111	
Peterborough 8	d			2113	
Whittlesea	a			-	
March	d			2129	
Manea	a			-	
Ely 6	d			2148	
Cambridge	a			2203	
Cambridge	d			2209	
Cambridge South*	a			2212	
Audley End	a			-	
Stansted Airport →	a			2240	

Please note : All direct services are shown in **bold**. Food and drink is available on services shown with dark shading.

For help: see 'Using Your Timetable' on page 9

	⓪	L	⓪	⓪	⓪	⓪	L
Cardiff Ctl 7						1845	
Newport						1859	
Severn Tnl Jn						-	
Caldicot						-	
Chepstow						1916	
Lydney						-	
Bristol TM 10		1832			1855	-	1933
Bristol Pkwy 7		1842			1905	-	1942
Gloucester		-			-	1943	-
Gloucester 7		-			-	1949	-
Cheltenham		1912			1943	1959	2012
Ashchurch		-			-	-	-
Worcester Pkwy		1926			-	2014	2026
University		-			-	2039	-
Bham New St 12		1954			2029	2046	2055
Bham New St	1952	2003	2022	2025		2049	2052
Water Orton	2003	-	-	-		-	2103
Coleshill	2007	-	2036	-		-	2108
Nuneaton	2024	-	2051	-		-	2124
Hinckley	2030	-	-	-		-	2130
Narborough	2039	-	-	-		-	2139
South Wigston	2046	-	-	-		-	2144
Leicester	2052	-	2114	-		-	2151
Leicester		-	2116	-		-	-
Wilnecote		-	-	-		2104	-
Tamworth		2020	-	-		2109	2127
Burton		-	-	-		2121	2137
Willington		-	-	-		2127	-
Derby		2041	-	2057		2139	2148
Derby 6			-	-		2143	
Spondon			-	-		2147	
Long Eaton			-	-		2154	
Attenborough			-	-		-	
Beeston			-	-		2202	
Nottingham 8			-	-		2208	
Melton Mwbay			2133				
Oakham			2144				
Stamford			2158				
Peterboro			2212				
Peterboro 8			2220				
Whittlesea			2228				
March			2239				
Manea			-				
Ely 6			2258				
Cambridge			2313				
Cambridge							
Cambridge Sth							
Audley End							
Stansted Apt →							

Cardiff & Birmingham to Nottingham. Birmingham to Leicester, Cambridge & Stansted

(Includes all services between Bristol & Derby)

Mondays to Fridays

Notes: See end of route timetables

Features

Ⓢ Ⓢ Ⓢ Ⓢ Ⓢ Ⓢ

Period of operation and Notes

Cardiff Central ⁷	d	1950			2045	
Newport (South Wales)	d	2003			2059	
Severn Tunnel Junction	d	2013			-	
Caldicot	d	2016			-	
Chepstow	d	2024			-	
Lydney	d	2033			-	
Bristol Temple Meads ¹⁰	d	-	2033		-	2218
Bristol Parkway ⁷	d	-	2042		-	2227
Gloucester	a	2053	-		2140	-
Gloucester ⁷	d	2056	-		2143	-
Cheltenham Spa	d	2107	2112		2153	2257
Ashchurch for Tewkesbury	d	-	-		2200	-
Worcestershire Parkway	d	2121	2126		2209	-
University	d	2148	-		2239	-
Birmingham New Street ¹²	a	2154	2200		2245	2354
Birmingham New Street	d	2203		2222		2309
Water Orton	d	-		-		-
Coleshill Parkway	d	-		2236		-
Nuneaton	d	-		2251		-
Hinckley	d	-		2258		-
Narborough	d	-		2306		-
South Wigston	d	-		2311		-
Leicester	a	-		2318		-
Leicester	d	-				-
Wilnecote	d	-				2324
Tamworth	d	2227				2328
Burton-on-Trent	d	2239				2340
Willington	d	-				2346
Derby	a	2250				2354
Derby ⁶	d	2258				2358
Spondon	a	2302				-
Long Eaton	a	2309				-
Attenborough	a	2316				-
Beeston	a	2319				-
Nottingham ⁸	a	2326				0018
Melton Mowbray	d					
Oakham	d					
Stamford	d					
Peterborough	a					
Peterborough ⁸	d					
Whittlesea	a					
March	d					
Manea	a					
Ely ⁶	d					
Cambridge	a					
Cambridge	d					
Cambridge South*	a					
Audley End	a					
Stansted Airport →	a					

Please note : All direct services are shown in **bold**. Food and drink is available on services shown with dark shading.

For help: see 'Using Your Timetable' on page 9

②

Cardiff Ctl 7	2145								
Newport	2159								
Severn Tnl Jn	2209								
Caldicot	2212								
Chepstow	2220								
Lydney	2229								
Bristol TM 10	-								
Bristol Pkwy 7	-								
Gloucester	2249								
Gloucester 7	2251								
Cheltenham	2302								
Ashchurch	-								
Worcester Pkwy	-								
University	-								
Bham New St 12	0002								
Bham New St									
Water Orton									
Coleshill									
Nuneaton									
Hinckley									
Narborough									
South Wigston									
Leicester									
Leicester									
Wilnecote									
Tamworth									
Burton									
Willington									
Derby									
Derby 6									
Spondon									
Long Eaton									
Attenborough									
Beeston									
Nottingham 8									
Melton Mwbray									
Oakham									
Stamford									
Peterboro									
Peterboro 8									
Whittlesea									
March									
Manea									
Ely 6									
Cambridge									
Cambridge									
Cambridge Sth									
Audley End									
Stansted Apt →									

Cardiff & Birmingham to Nottingham. Birmingham to Leicester, Cambridge & Stansted

(Includes all services between Bristol & Derby)

Saturdays

Notes: See end of route timetables

Features

Ⓩ Ⓩ Ⓩ Ⓩ Ⓩ

Period of operation and Notes

EMR

Cardiff Central ⁷	d						
Newport (South Wales)	d						
Severn Tunnel Junction	d						
Caldicot	d						
Chepstow	d						
Lydney	d						
Bristol Temple Meads ¹⁰	d						
Bristol Parkway ⁷	d						
Gloucester	a						
Gloucester ⁷	d						
Cheltenham Spa	d						
Ashchurch for Tewkesbury	d						
Worcestershire Parkway	d						
University	d						
Birmingham New Street ¹²	a						
Birmingham New Street	d						0522
Water Orton	d						-
Coleshill Parkway	d						0536
Nuneaton	d						0551
Hinckley	d						-
Narborough	d						-
South Wigston	d						-
Leicester	a						0610
Leicester	d						0615
Wilnecote	d						-
Tamworth	d						-
Burton-on-Trent	d						-
Willington	d						-
Derby	a						-
Derby ⁶	d						-
Spondon	a						-
Long Eaton	a						-
Attenborough	a						-
Beeston	a						-
Nottingham ⁸	a					0500d	-
Melton Mowbray	d					0542	0631
Oakham	d					0555	0643
Stamford	d					0609	0657
Peterborough	a					0625	0710
Peterborough ⁸	d					0630	0713
Whittlesea	a					-	0721
March	d					0646	0732
Manea	a					-	0739
Ely ⁶	d					0703a	0754
Cambridge	a						0810
Cambridge	d	0445	0530	0639	0739		0814
Cambridge South*	a	0448	0533	0642	0742		0817
Audley End	a	-	-	-	-		-
Stansted Airport →	a	0514	0559	0710	0810		0843

Times may vary at weekends to allow track improvement work to take place. Please check before travelling by visiting crosscountrytrains.co.uk or calling National Rail Enquiries on 03457 48 49 50

Please note : All direct services are shown in **bold**. Food and drink is available on services shown with dark shading.

For help: see 'Using Your Timetable' on page 9

	EMR	Ⓢ	Q	Ⓢ	Ⓢ	Ⓢ	Ⓢ	Q
Cardiff Ctl 7								
Newport								
Severn Tnl Jn								
Caldicot								
Chepstow								
Lydney								
Bristol TM 10								
Bristol Pkwy 7								
Gloucester								
Gloucester 7								
Cheltenham								
Ashchurch								
Worcester Pkwy								
University								
Bham New St 12								
Bham New St	0552	0603	0609	0622	0649	0652	0703	
Water Orton	-	-	-	-	-	0703	-	
Coleshill	0606	-	-	0636	-	0707	-	
Nuneaton	0624	-	-	0651	-	0724	-	
Hinckley	0630	-	-	-	-	0730	-	
Narborough	0639	-	-	-	-	0739	-	
South Wigston	0644	-	-	-	-	0744	-	
Leicester	0650	-	-	0711	-	0750	-	
Leicester	-	-	-	0714	-	-	-	
Wilnecote	-	-	0625	-	-	-	-	
Tamworth	-	0619	0629	-	0706	-	0719	
Burton	-	0630	0640	-	0717	-	0730	
Willington	-	-	0646	-	-	-	-	
Derby	-	0641	0657	-	0729	-	0741	
Derby 6	-	-	0711	-	0738	-	-	
Spondon	-	-	0715	-	-	-	-	
Long Eaton	-	-	0722	-	0747	-	-	
Attenborough	-	-	-	-	-	-	-	
Beeston	-	-	0732	-	0755	-	-	
Nottingham 8	0608d	-	0739	-	0801	-	-	
Melton Mwbray	0654	-	-	0731	-	-	-	
Oakham	0706	-	-	0742	-	-	-	
Stamford	0719	-	-	0756	-	-	-	
Peterboro	0737	-	-	0811	-	-	-	
Peterboro 8	0740	-	-	0813	-	-	-	
Whittlesea	-	-	-	-	-	-	-	
March	0756	-	-	0829	-	-	-	
Manea	-	-	-	-	-	-	-	
Ely 6	0813a	-	-	0848	-	-	-	
Cambridge	-	-	-	0903	-	-	-	
Cambridge	-	-	-	0907	-	-	-	
Cambridge Sth	-	-	-	0911	-	-	-	
Audley End	-	-	-	-	-	-	-	
Stansted Apt →	-	-	-	0940	-	-	-	

Cardiff & Birmingham to Nottingham. Birmingham to Leicester, Cambridge & Stansted

(Includes all services between Bristol & Derby)

Saturdays

Notes: See end of route timetables

Features

Ⓩ Ⓩ Ⓩ Ⓩ Ⓩ Ⓩ

Period of operation and Notes

Q

Cardiff Central 7	d						
Newport (South Wales)	d						
Severn Tunnel Junction	d						
Caldicot	d						
Chepstow	d						
Lydney	d						
Bristol Temple Meads 10	d					0615	
Bristol Parkway 7	d					0624	
Gloucester	a					0650	
Gloucester 7	d					0659	
Cheltenham Spa	d					0710	
Ashchurch for Tewkesbury	d					-	
Worcestershire Parkway	d					-	
University	d					-	
Birmingham New Street 12	a					0755	
Birmingham New Street	d	0709	0722	0749	0752	0803	0809
Water Orton	d	-	-	-	-	-	-
Coleshill Parkway	d	-	0736	-	0806	-	-
Nuneaton	d	-	0751	-	0824	-	-
Hinckley	d	-	-	-	0830	-	-
Narborough	d	-	-	-	0839	-	-
South Wigston	d	-	-	-	0844	-	-
Leicester	a	-	0810	-	0850	-	-
Leicester	d	-	0813	-	-	-	-
Wilnecote	d	0724	-	-	-	-	0824
Tamworth	d	0728	-	0806	-	0820	0828
Burton-on-Trent	d	0741	-	0817	-	0831	0840
Willington	d	0747	-	-	-	-	0846
Derby	a	0756	-	0830	-	0841	0854
Derby 6	d	0808	-	0838	-	-	0859
Spondon	a	-	-	-	-	-	-
Long Eaton	a	0816	-	0846	-	-	-
Attenborough	a	-	-	-	-	-	-
Beeston	a	0824	-	0855	-	-	-
Nottingham 8	a	0833	-	0902	-	-	0922
Melton Mowbray	d	-	0829	-	-	-	-
Oakham	d	-	0841	-	-	-	-
Stamford	d	-	0855	-	-	-	-
Peterborough	a	-	0909	-	-	-	-
Peterborough 8	d	-	0916	-	-	-	-
Whittlesea	a	-	-	-	-	-	-
March	d	-	0932	-	-	-	-
Manea	a	-	-	-	-	-	-
Ely 6	d	-	0954	-	-	-	-
Cambridge	a	-	1011	-	-	-	-
Cambridge	d	-	1014	-	-	-	-
Cambridge South*	a	-	1017	-	-	-	-
Audley End	a	-	-	-	-	-	-
Stansted Airport →	a	-	1043	-	-	-	-

Times may vary at weekends to allow track improvement work to take place. Please check before travelling by visiting crosscountrytrains.co.uk or calling National Rail Enquiries on 03457 48 49 50

Please note : All direct services are shown in **bold**. Food and drink is available on services shown with dark shading.

For help: see 'Using Your Timetable' on page 9

	Ⓩ	Z	U	Ⓩ	Ⓩ	Q	Ⓩ	Ⓩ
Cardiff Ctl 7				0640				
Newport				0654				
Severn Tnl Jn				0704				
Caldicot				0707				
Chepstow				0715				
Lydney				0724				
Bristol TM 10			0700	-		0733		
Bristol Pkwy 7			0709	-		0742		
Gloucester			-	0744		-		
Gloucester 7	0706		-	0745		-		
Cheltenham	0715		0740	0755		0812		
Ashchurch	0723		-	0803		-		
Worcester Pkwy	0734		-	0814		0826		
University	0800		-	0839		-		
Bham New St 12	0806		0819	0845		0855		
Bham New St	0822	0828		0849	0852	0903	0909	0922
Water Orton	-	-		-	0903	-	-	-
Coleshill	0836	-		-	0907	-	-	0935
Nuneaton	0851	-		-	0924	-	-	0951
Hinckley	-	-		-	0930	-	-	-
Narborough	-	-		-	0939	-	-	-
South Wigston	-	-		-	-	-	-	-
Leicester	0910	-		-	0950	-	-	1010
Leicester	0912	-		-	-	-	-	1012
Wilnecote	-	-		-	-	-	0924	-
Tamworth	-	-		0906	-	-	0928	-
Burton	-	-		0917	-	0925	0940	-
Willington	-	-		-	-	-	-	-
Derby	-	0858		0931	-	0936	0952	-
Derby 6	-			0936	-	-	0958	-
Spondon	-			-	-	-	-	-
Long Eaton	-			0945	-	-	-	-
Attenborough	-			-	-	-	-	-
Beeston	-			0953	-	-	-	-
Nottingham 8	-			1001	-	-	1022	-
Melton Mwbray	0928							1028
Oakham	0940							1040
Stamford	0954							1054
Peterboro	1007							1107
Peterboro 8	1012							1113
Whittlesea	-							-
March	1028							1129
Manea	-							-
Ely 6	1048							1148
Cambridge	1103							1203
Cambridge	1107							1207
Cambridge Sth	1111							1211
Audley End	-							-
Stansted Apt →	1140							1240

Cardiff & Birmingham to Nottingham. Birmingham to Leicester, Cambridge & Stansted

(Includes all services between Bristol & Derby)

Saturdays

Notes: See end of route timetables

Features

Ⓢ Ⓢ Ⓢ Ⓢ Ⓢ

Period of operation and Notes

U

Q

Cardiff Central 7	d		0745				
Newport (South Wales)	d		0759				
Severn Tunnel Junction	d		-				
Caldicot	d		-				
Chepstow	d		0816				
Lydney	d		0824				
Bristol Temple Meads 10	d	0800	-		0833		
Bristol Parkway 7	d	0809	-		0842		
Gloucester	a	-	0846		-		
Gloucester 7	d	-	0849		-		
Cheltenham Spa	d	0840	0859		0912		
Ashchurch for Tewkesbury	d	-	-		-		
Worcestershire Parkway	d	-	0914		0926		
University	d	-	0939		-		
Birmingham New Street 12	a	0919	0945		0955		
Birmingham New Street	d		0949	0952	1003	1009	1022
Water Orton	d		-	-	-	-	-
Coleshill Parkway	d		-	1009	-	-	1036
Nuneaton	d		-	1024	-	-	1051
Hinckley	d		-	1030	-	-	-
Narborough	d		-	1039	-	-	-
South Wigston	d		-	1044	-	-	-
Leicester	a		-	1051	-	-	1110
Leicester	d		-	-	-	-	1112
Wilnecote	d		-	-	-	-	-
Tamworth	d		1006		1019	1026	-
Burton-on-Trent	d		1019		-	1037	-
Willington	d		-		-	1043	-
Derby	a		1032		1041	1053	-
Derby 6	d		1036			1059	-
Spondon	a		-			-	-
Long Eaton	a		1045			-	-
Attenborough	a		-			-	-
Beeston	a		1053			-	-
Nottingham 8	a		1101			1122	-
Melton Mowbray	d						1128
Oakham	d						1140
Stamford	d						1154
Peterborough	a						1207
Peterborough 8	d						1213
Whittlesea	a						-
March	d						1229
Manea	a						-
Ely 6	d						1248
Cambridge	a						1303
Cambridge	d						1307
Cambridge South*	a						1311
Audley End	a						-
Stansted Airport →	a						1340

Times may vary at weekends to allow track improvement work to take place. Please check before travelling by visiting crosscountrytrains.co.uk or calling National Rail Enquiries on 03457 48 49 50

Please note : All direct services are shown in **bold**. Food and drink is available on services shown with dark shading.

For help: see 'Using Your Timetable' on page 9

	Z	U	⓪	⓪	Q	⓪	⓪	C
Cardiff Ctl 7			0845					
Newport			0859					
Severn Tnl Jn			-					
Caldicot			-					
Chepstow			0916					
Lydney			-					
Bristol TM 10		0900	-		0933			
Bristol Pkwy 7		0909	-		0942			
Gloucester		-	0943		-			
Gloucester 7		-	0949		-			
Cheltenham		0940	0959		1012			
Ashchurch		-	-		-			
Worcester Pkwy		-	1014		1026			
University		-	1039		-			
Bham New St 12		1019	1045		1055			
Bham New St	1027		1049	1052	1103	1109	1122	1128
Water Orton	-		-	1103	-	-	-	-
Coleshill	-		-	1107	-	-	1136	-
Nuneaton	-		-	1124	-	-	1151	-
Hinckley	-		-	1130	-	-	-	-
Narborough	-		-	1139	-	-	-	-
South Wigston	-		-	1144	-	-	-	-
Leicester	-		-	1151	-	-	1210	-
Leicester	-		-	-	-	-	1212	-
Wilnecote	-		-	-	-	1124	-	-
Tamworth	-		1106	-	-	1129	-	-
Burton	-		1117		1126	1141	-	-
Willington	-		-		-	-	-	-
Derby	1057		1130		1136	1155	-	1158
Derby 6			1136			1159	-	
Spondon			-			-	-	
Long Eaton			1144			-	-	
Attenborough			-			-	-	
Beeston			1152			-	-	
Nottingham 8			1201			1222	-	
Melton Mwbray							1228	
Oakham							1240	
Stamford							1254	
Peterboro							1307	
Peterboro 8							1313	
Whittlesea							-	
March							1329	
Manea							-	
Ely 6							1348	
Cambridge							1403	
Cambridge							1407	
Cambridge Sth							1411	
Audley End							-	
Stansted Apt →							1440	

Cardiff & Birmingham to Nottingham. Birmingham to Leicester, Cambridge & Stansted

(Includes all services between Bristol & Derby)

Saturdays

Notes: See end of route timetables

Features

Ⓩ

Ⓩ

Ⓩ

Ⓩ

Ⓩ

Period of operation and Notes

U

Q

Cardiff Central ⁷	d		0945				
Newport (South Wales)	d		0959				
Severn Tunnel Junction	d		-				
Caldicot	d		-				
Chepstow	d		1016				
Lydney	d		-				
Bristol Temple Meads ¹⁰	d	0959	-		1033		
Bristol Parkway ⁷	d	1009	-		1042		
Gloucester	a	-	1043		-		
Gloucester ⁷	d	-	1049		-		
Cheltenham Spa	d	1040	1059		1112		
Ashchurch for Tewkesbury	d	-	-		-		
Worcestershire Parkway	d	-	1114		1126		
University	d	-	1139		-		
Birmingham New Street ¹²	a	1119	1145		1155		
Birmingham New Street	d		1149	1152	1203	1209	1222
Water Orton	d		-	-	-	-	-
Coleshill Parkway	d		-	1209	-	-	1236
Nuneaton	d		-	1224	-	-	1251
Hinckley	d		-	1230	-	-	-
Narborough	d		-	1239	-	-	-
South Wigston	d		-	1244	-	-	-
Leicester	a		-	1250	-	-	1310
Leicester	d		-	-	-	-	1312
Wilnecote	d		-	-	-	-	-
Tamworth	d		1208		1220	1226	-
Burton-on-Trent	d		1220		-	1237	-
Willington	d		-	-	-	1243	-
Derby	a		1231		1241	1253	-
Derby ⁶	d		1237			1259	-
Spondon	a		-			-	-
Long Eaton	a		1245			-	-
Attenborough	a		-			-	-
Beeston	a		1253			-	-
Nottingham ⁸	a		1303			1322	-
Melton Mowbray	d						1328
Oakham	d						1340
Stamford	d						1354
Peterborough	a						1407
Peterborough ⁸	d						1413
Whittlesea	a						-
March	d						1429
Manea	a						-
Ely ⁶	d						1448
Cambridge	a						1503
Cambridge	d						1507
Cambridge South*	a						1511
Audley End	a						-
Stansted Airport →	a						1540

Times may vary at weekends to allow track improvement work to take place. Please check before travelling by visiting crosscountrytrains.co.uk or calling National Rail Enquiries on 03457 48 49 50

Please note : All direct services are shown in **bold**. Food and drink is available on services shown with dark shading.

For help: see 'Using Your Timetable' on page 9

	Z	U	⓪	⓪	A	⓪	⓪	C
Cardiff Ctl 7			1045					
Newport			1059					
Severn Tnl Jn			-					
Caldicot			-					
Chepstow			-					
Lydney			1123					
Bristol TM 10		1100	-		1133			
Bristol Pkwy 7		1109	-		1142			
Gloucester		-	1145		-			
Gloucester 7		-	1149		-			
Cheltenham		1140	1159		1212			
Ashchurch		-	-		-			
Worcester Pkwy		-	1214		1226			
University		-	1239		-			
Bham New St 12		1219	1245		1255			
Bham New St	1227		1249	1252	1303	1309	1322	1328
Water Orton	-	-	-	1303	-	-	-	-
Coleshill	-	-	-	1307	-	-	1336	-
Nuneaton	-	-	-	1324	-	-	1351	-
Hinckley	-	-	-	1330	-	-	-	-
Narborough	-	-	-	1339	-	-	-	-
South Wigston	-	-	-	-	-	-	-	-
Leicester	-	-	-	1351	-	-	1410	-
Leicester	-	-	-	-	-	-	1412	-
Wilnecote	-	-	-	-	-	1324	-	-
Tamworth	-	-	1308	-	-	1328	-	-
Burton	-	-	1320	-	1326	1340	-	-
Willington	-	-	-	-	-	-	-	-
Derby	1257		1331		1336	1352	-	1358
Derby 6			1336			1359	-	
Spondon			-			-	-	
Long Eaton			1344			-	-	
Attenborough			-			-	-	
Beeston			1355			-	-	
Nottingham 8			1402			1422	-	
Melton Mwbray							1428	
Oakham							1440	
Stamford							1454	
Peterboro							1507	
Peterboro 8							1513	
Whittlesea							-	
March							1529	
Manea							-	
Ely 6							1548	
Cambridge							1603	
Cambridge							1607	
Cambridge Sth							1611	
Audley End							-	
Stansted Apt →							1640	

Cardiff & Birmingham to Nottingham. Birmingham to Leicester, Cambridge & Stansted

(Includes all services between Bristol & Derby)

Saturdays

Notes: See end of route timetables

Features

Ⓢ

Ⓢ

Ⓢ

Ⓢ

Ⓢ

Period of operation and Notes

U

Q

Cardiff Central ⁷	d		1145				
Newport (South Wales)	d		1159				
Severn Tunnel Junction	d		-				
Caldicot	d		-				
Chepstow	d		1216				
Lydney	d		-				
Bristol Temple Meads ¹⁰	d	1200	-		1232		
Bristol Parkway ⁷	d	1209	-		1242		
Gloucester	a	-	1243		-		
Gloucester ⁷	d	-	1245		-		
Cheltenham Spa	d	1240	1255		1312		
Ashchurch for Tewkesbury	d	-	1303		-		
Worcestershire Parkway	d	-	1314		1326		
University	d	-	1339		-		
Birmingham New Street ¹²	a	1319	1345		1355		
Birmingham New Street	d		1349	1352	1403	1409	1422
Water Orton	d		-	-	-	-	-
Coleshill Parkway	d		-	1409	-	-	1436
Nuneaton	d		-	1425	-	-	1451
Hinckley	d		-	1431	-	-	-
Narborough	d		-	1440	-	-	-
South Wigston	d		-	1445	-	-	-
Leicester	a		-	1451	-	-	1510
Leicester	d		-	-	-	-	1512
Wilnecote	d		-	-	-	1424	-
Tamworth	d		1406		1419	1428	-
Burton-on-Trent	d		1417		-	1440	-
Willington	d		-	-	-	-	-
Derby	a		1430		1441	1452	-
Derby ⁶	d		1437			1459	-
Spondon	a		-			-	-
Long Eaton	a		1446			-	-
Attenborough	a		-			-	-
Beeston	a		1454			-	-
Nottingham ⁸	a		1501			1522	-
Melton Mowbray	d						1528
Oakham	d						1540
Stamford	d						1554
Peterborough	a						1607
Peterborough ⁸	d						1613
Whittlesea	a						-
March	d						1629
Manea	a						-
Ely ⁶	d						1648
Cambridge	a						1703
Cambridge	d						1707
Cambridge South*	a						1711
Audley End	a						-
Stansted Airport →	a						1740

Times may vary at weekends to allow track improvement work to take place. Please check before travelling by visiting crosscountrytrains.co.uk or calling National Rail Enquiries on 03457 48 49 50

Please note : All direct services are shown in **bold**. Food and drink is available on services shown with dark shading.

For help: see 'Using Your Timetable' on page 9

	Z	U	⓪	⓪	B	⓪	⓪	U
Cardiff Ctl 7			1245					
Newport			1259					
Severn Tnl Jn			-					
Caldicot			-					
Chepstow			1316					
Lydney			-					
Bristol TM 10		1300	-		1333			1400
Bristol Pkwy 7		1309	-		1342			1409
Gloucester		-	1343		-			-
Gloucester 7		-	1349		-			-
Cheltenham		1340	1359		1412			1440
Ashchurch		-	-		-			-
Worcester Pkwy		-	1414		1426			-
University		-	1439		-			-
Bham New St 12		1419	1445		1455			1519
Bham New St 1428			1449	1452	1503	1509	1522	
Water Orton	-	-	-	1503	-	-	-	-
Coleshill	-	-	-	1507	-	-	1536	-
Nuneaton	-	-	-	1524	-	-	1551	-
Hinckley	-	-	-	1530	-	-	-	-
Narborough	-	-	-	1539	-	-	-	-
South Wigston	-	-	-	1544	-	-	-	-
Leicester	-	-	-	1551	-	-	1610	-
Leicester	-	-	-	-	-	-	1612	-
Wilnecote	-	-	-	-	-	1524	-	-
Tamworth	-	-	1506	-	-	1528	-	-
Burton	-	-	1517	-	1526	1540	-	-
Willington	-	-	-	-	-	1546	-	-
Derby 1458			1530		1537	1555	-	-
Derby 6			1537			1559	-	-
Spondon			-			-	-	-
Long Eaton			1545			-	-	-
Attenborough			-			-	-	-
Beeston			1555			-	-	-
Nottingham 8			1602			1622	-	-
Melton Mwbay							1628	-
Oakham							1640	-
Stamford							1654	-
Peterboro							1707	-
Peterboro 8							1713	-
Whittlesea							1721	-
March							1732	-
Manea							1739	-
Ely 6							1754	-
Cambridge							1810	-
Cambridge							1814	-
Cambridge Sth							1817	-
Audley End							-	-
Stansted Apt →							1843	-

Cardiff & Birmingham to Nottingham. Birmingham to Leicester, Cambridge & Stansted

(Includes all services between Bristol & Derby)

Saturdays

Notes: See end of route timetables

Features		Ⓩ	Ⓩ		Ⓩ	Ⓩ	
Period of operation and Notes				B			Z
Cardiff Central ⁷	d	1345					
Newport (South Wales)	d	1359					
Severn Tunnel Junction	d	-					
Caldicot	d	-					
Chepstow	d	-					
Lydney	d	1423					
Bristol Temple Meads ¹⁰	d	-		1433			
Bristol Parkway ⁷	d	-		1442			
Gloucester	a	1444		-			
Gloucester ⁷	d	1449		-			
Cheltenham Spa	d	1459		1512			
Ashchurch for Tewkesbury	d	-		-			
Worcestershire Parkway	d	1514		1526			
University	d	1539		-			
Birmingham New Street ¹²	a	1545		1555			
Birmingham New Street	d	1549	1552	1603	1609	1622	1628
Water Orton	d	-	-	-	-	-	-
Coleshill Parkway	d	-	1609	-	-	1636	-
Nuneaton	d	-	1624	-	-	1651	-
Hinckley	d	-	1630	-	-	-	-
Narborough	d	-	1639	-	-	-	-
South Wigston	d	-	1644	-	-	-	-
Leicester	a	-	1651	-	-	1710	-
Leicester	d	-	-	-	-	1712	-
Wilnecote	d	-	-	-	1624	-	-
Tamworth	d	1606		1620	1628	-	-
Burton-on-Trent	d	1617		-	1640	-	-
Willington	d	-		-	-	-	-
Derby	a	1630		1641	1652	-	1658
Derby ⁶	d	1636			1701	-	
Spondon	a	-			-	-	
Long Eaton	a	1644			1709	-	
Attenborough	a	-			-	-	
Beeston	a	1652			1720	-	
Nottingham ⁸	a	1703			1727	-	
Melton Mowbray	d					1728	
Oakham	d					1740	
Stamford	d					1754	
Peterborough	a					1807	
Peterborough ⁸	d					1813	
Whittlesea	a					-	
March	d					1829	
Manea	a					-	
Ely ⁶	d					1848	
Cambridge	a					1904	
Cambridge	d					1907	
Cambridge South*	a					1911	
Audley End	a					-	
Stansted Airport →	a					1940	

Times may vary at weekends to allow track improvement work to take place. Please check before travelling by visiting crosscountrytrains.co.uk or calling National Rail Enquiries on 03457 48 49 50

Please note : All direct services are shown in **bold**. Food and drink is available on services shown with dark shading.

For help: see 'Using Your Timetable' on page 9

	U	⓪	⓪	Q	⓪	⓪	C	U
Cardiff Ctl 7		1445						
Newport		1459						
Severn Tnl Jn		-						
Caldicot		-						
Chepstow		1516						
Lydney		-						
Bristol TM 10	1500	-		1533				1600
Bristol Pkwy 7	1509	-		1542				1609
Gloucester	-	1544		-				-
Gloucester 7	-	1549		-				-
Cheltenham	1540	1559		1612				1640
Ashchurch	-	-		-				-
Worcester Pkwy	-	1614		1626				-
University	-	1639		-				-
Bham New St 12	1619	1645		1655				1719
Bham New St		1649	1652	1703	1709	1722	1728	
Water Orton		-	1703	-	-	-	-	
Coleshill		-	1707	-	-	1736	-	
Nuneaton		-	1724	-	-	1751	-	
Hinckley		-	1730	-	-	-	-	
Narborough		-	1739	-	-	-	-	
South Wigston		-	-	-	-	-	-	
Leicester		-	1749	-	-	1810	-	
Leicester		-	-	-	-	1812	-	
Wilnecote		-	-	-	1724	-	-	
Tamworth		1706	-	-	1728	-	-	
Burton		1717	-	1726	1740	-	-	
Willington		-	-	-	-	-	-	
Derby		1730	-	1736	1751	-	1758	
Derby 6		1737	-	-	1801	-	-	
Spondon		-	-	-	-	-	-	
Long Eaton		1746	-	-	1809	-	-	
Attenborough		-	-	-	-	-	-	
Beeston		1754	-	-	1820	-	-	
Nottingham 8		1801	-	-	1827	-	-	
Melton Mwbay		-	-	-	-	1828	-	
Oakham		-	-	-	-	1840	-	
Stamford		-	-	-	-	1854	-	
Peterboro		-	-	-	-	1907	-	
Peterboro 8		-	-	-	-	1913	-	
Whittlesea		-	-	-	-	-	-	
March		-	-	-	-	1929	-	
Manea		-	-	-	-	-	-	
Ely 6		-	-	-	-	1948	-	
Cambridge		-	-	-	-	2004	-	
Cambridge		-	-	-	-	2007	-	
Cambridge Sth		-	-	-	-	2011	-	
Audley End		-	-	-	-	-	-	
Stansted Apt →		-	-	-	-	2040	-	

Cardiff & Birmingham to Nottingham. Birmingham to Leicester, Cambridge & Stansted

(Includes all services between Bristol & Derby)

Saturdays

Notes: See end of route timetables

Features		Ⓩ	Ⓩ	Q	Ⓩ	Ⓩ	U
Period of operation and Notes							
Cardiff Central ⁷	d	1545					
Newport (South Wales)	d	1559					
Severn Tunnel Junction	d	-					
Caldicot	d	-					
Chepstow	d	1616					
Lydney	d	-					
Bristol Temple Meads ¹⁰	d	-		1633			1700
Bristol Parkway ⁷	d	-		1642			1709
Gloucester	a	1643		-			-
Gloucester ⁷	d	1645		-			-
Cheltenham Spa	d	1655		1712			1740
Ashchurch for Tewkesbury	d	1703		-			-
Worcestershire Parkway	d	1714		1726			-
University	d	1739		-			-
Birmingham New Street ¹²	a	1745		1755			1819
Birmingham New Street	d	1749	1752	1803	1809	1821	
Water Orton	d	-	-	-	-	-	-
Coleshill Parkway	d	-	1806	-	-	1836	
Nuneaton	d	-	1824	-	-	1851	
Hinckley	d	-	1830	-	-	-	
Narborough	d	-	1839	-	-	-	
South Wigston	d	-	1844	-	-	-	
Leicester	a	-	1850	-	-	1910	
Leicester	d	-	-	-	-	1912	
Wilnecote	d	-	-	-	1824	-	
Tamworth	d	1806		1819	1828	-	
Burton-on-Trent	d	1817		-	1840	-	
Willington	d	-	-	-	1846	-	
Derby	a	1830		1841	1854	-	
Derby ⁶	d	1836			1858	-	
Spondon	a	-			-	-	
Long Eaton	a	1844			1906	-	
Attenborough	a	-			-	-	
Beeston	a	1852			1914	-	
Nottingham ⁸	a	1859			1922	-	
Melton Mowbray	d					1928	
Oakham	d					1940	
Stamford	d					1954	
Peterborough	a					2007	
Peterborough ⁸	d					2013	
Whittlesea	a					-	
March	d					2029	
Manea	a					-	
Ely ⁶	d					2047	
Cambridge	a					2102	
Cambridge	d					2107	
Cambridge South*	a					2111	
Audley End	a					-	
Stansted Airport →	a					2140	

Times may vary at weekends to allow track improvement work to take place. Please check before travelling by visiting crosscountrytrains.co.uk or calling National Rail Enquiries on 03457 48 49 50

Please note : All direct services are shown in **bold**. Food and drink is available on services shown with dark shading.

For help: see 'Using Your Timetable' on page 9

	⓪	⓪	C	⓪	⓪	Z	⓪
Cardiff Ctl 7	1645						1745
Newport	1659						1759
Severn Tnl Jn	-						-
Caldicot	-						-
Chepstow	-						1816
Lydney	1725						-
Bristol TM 10	-		1733			1800	-
Bristol Pkwy 7	-		1742			1809	-
Gloucester	1746		-			-	1843
Gloucester 7	1749		-			-	1845
Cheltenham	1759		1812			1840	1855
Ashchurch	-		-			-	1903
Worcester Pkwy	1814		1826			-	1914
University	1839		-			-	1939
Bham New St 12	1845		1855			1918	1945
Bham New St	1849	1852	1903	1909	1922	1927	1949
Water Orton	-	-	-	-	-	-	-
Coleshill	-	1906	-	-	1936	-	-
Nuneaton	-	1921	-	-	1951	-	-
Hinckley	-	1928	-	-	-	-	-
Narborough	-	1936	-	-	-	-	-
South Wigston	-	1942	-	-	-	-	-
Leicester	-	1950	-	-	2010	-	-
Leicester	-	-	-	-	2012	-	-
Wilnecote	-	-	-	1924	-	-	2004
Tamworth	1906	-	-	1928	-	-	2008
Burton	1919	-	1926	1940	-	-	2020
Willington	-	-	-	-	-	-	-
Derby	1930	-	1936	1951	-	1957	2031
Derby 6	1936	-	-	1959	-	-	2036
Spondon	-	-	-	-	-	-	-
Long Eaton	1944	-	-	-	-	-	2044
Attenborough	-	-	-	-	-	-	-
Beeston	1952	-	-	-	-	-	2052
Nottingham 8	1959	-	-	2020	-	-	2059
Melton Mwbray					2028		
Oakham					2040		
Stamford					2054		
Peterboro					2107		
Peterboro 8					2113		
Whittlesea					-		
March					2129		
Manea					-		
Ely 6					2148		
Cambridge					2203		
Cambridge					2207		
Cambridge Sth					2211		
Audley End					-		
Stansted Apt →					2240		

Cardiff & Birmingham to Nottingham. Birmingham to Leicester, Cambridge & Stansted

(Includes all services between Bristol & Derby)

Saturdays

Notes: See end of route timetables

Features		Ⓩ		Ⓩ	Ⓩ	Ⓩ
Period of operation and Notes		L		Z		
Cardiff Central 7	d					1845
Newport (South Wales)	d					1859
Severn Tunnel Junction	d					-
Caldicot	d					-
Chepstow	d					1916
Lydney	d					-
Bristol Temple Meads 10	d		1833			1900
Bristol Parkway 7	d		1842			1909
Gloucester	a		-			- 1943
Gloucester 7	d		-			- 1949
Cheltenham Spa	d		1912			1940 1959
Ashchurch for Tewkesbury	d		-			-
Worcestershire Parkway	d		1926			- 2014
University	d		-			- 2039
Birmingham New Street 12	a		1955			2018 2045
Birmingham New Street	d	1952	2003	2022	2025	2049
Water Orton	d	2003	-	-	-	-
Coleshill Parkway	d	2007	-	2036	-	-
Nuneaton	d	2024	-	2051	-	-
Hinckley	d	2030	-	-	-	-
Narborough	d	2039	-	-	-	-
South Wigston	d	2044	-	-	-	-
Leicester	a	2051	-	2110	-	-
Leicester	d		-	2112	-	-
Wilnecote	d		-	-	-	2104
Tamworth	d		2020	-	-	2108
Burton-on-Trent	d		-	-	2049	2120
Willington	d		-	-	-	-
Derby	a		2041	-	2100	2134
Derby 6	d			-		2139
Spondon	a			-		2143
Long Eaton	a			-		2150
Attenborough	a			-		-
Beeston	a			-		2156
Nottingham 8	a			-		2203
Melton Mowbray	d			2128		
Oakham	d			2140		
Stamford	d			2154		
Peterborough	a			2207		
Peterborough 8	d			2216		
Whittlesea	a			2224		
March	d			2235		
Manea	a			-		
Ely 6	d			2254		
Cambridge	a			2311		
Cambridge	d					
Cambridge South*	a					
Audley End	a					
Stansted Airport →	a					

Times may vary at weekends to allow track improvement work to take place. Please check before travelling by visiting crosscountrytrains.co.uk or calling National Rail Enquiries on 03457 48 49 50

Cardiff & Birmingham to Nottingham. Birmingham to Leicester, Cambridge & Stansted

(Includes all services between Bristol & Derby)

Sundays

Notes: See end of route timetables

Features

Ⓩ

Ⓩ

Ⓩ

Ⓩ

Period of operation and Notes

Q

Q

Cardiff Central ⁷	d						
Newport (South Wales)	d						
Severn Tunnel Junction	d						
Caldicot	d						
Chepstow	d						
Lydney	d						
Bristol Temple Meads ¹⁰	d						
Bristol Parkway ⁷	d						
Gloucester	a						
Gloucester ⁷	d						
Cheltenham Spa	d						
Ashchurch for Tewkesbury	d						
Worcestershire Parkway	d						
University	d						
Birmingham New Street ¹²	a						
Birmingham New Street	d				0903	0952	1003
Water Orton	d				-	-	-
Coleshill Parkway	d				-	1006	-
Nuneaton	d				-	1021	-
Hinckley	d				-	1028	-
Narborough	d				-	1036	-
South Wigston	d				-	1041	-
Leicester	a				-	1048	-
Leicester	d				-	-	-
Wilnecote	d				-	-	-
Tamworth	d				0919	-	1019
Burton-on-Trent	d				0930	-	1030
Willington	d				-	-	-
Derby	a				0940	-	1040
Derby ⁶	d						
Spondon	a						
Long Eaton	a						
Attenborough	a						
Beeston	a						
Nottingham ⁸	a						
Melton Mowbray	d						
Oakham	d						
Stamford	d						
Peterborough	a						
Peterborough ⁸	d						
Whittlesea	a						
March	d						
Manea	a						
Ely ⁶	d						
Cambridge	a						
Cambridge	d	0911	1111	1311			
Cambridge South*	a	0914	1114	1314			
Audley End	a	-	-	-			
Stansted Airport →	a	0940	1140	1340			

Times may vary at weekends to allow track improvement work to take place. Please check before travelling by visiting crosscountrytrains.co.uk or calling National Rail Enquiries on 03457 48 49 50

Please note : All direct services are shown in **bold**. Food and drink is available on services shown with dark shading.

For help: see 'Using Your Timetable' on page 9

	Q	Z	Z	Z	Q	Z	Z
Cardiff Ctl 7							
Newport							
Severn Tnl Jn							
Caldicot							
Chepstow							
Lydney							
Bristol TM 10		0915				1031	
Bristol Pkwy 7		0924				1040	
Gloucester		0950				-	
Gloucester 7		1002				-	
Cheltenham		1011				1111	
Ashchurch		-				-	
Worcester Pkwy		-				-	
University		-				-	
Bham New St 12		1049				1149	
Bham New St	1052	1103	1122	1149	1152	1203	1222
Water Orton	-	-	-	-	-	-	-
Colehill	1106	-	1136	-	1206	-	1236
Nuneaton	1121	-	1151	-	1221	-	1251
Hinckley	1128	-	-	-	1228	-	-
Narborough	1136	-	-	-	1236	-	-
South Wigston	1141	-	-	-	1241	-	-
Leicester	1148	-	1210	-	1248	-	1316
Leicester	-	-	1215	-	-	-	1318
Wilnecote	-	-	-	-	-	-	-
Tamworth	1119	-	1206	-	1219	-	-
Burton	1130	-	1218	-	-	-	-
Willington	-	-	-	-	-	-	-
Derby	1140	-	1229	-	1237	-	1315
Derby 6	-	-	-	1233	-	-	-
Spondon	-	-	-	-	-	-	-
Long Eaton	-	-	-	-	-	-	-
Attenborough	-	-	-	-	-	-	-
Beeston	-	-	-	-	-	-	-
Nottingham 8	-	-	-	1253	-	-	-
Melton Mwbay	-	-	1231	-	-	1334	-
Oakham	-	-	1245	-	-	1346	-
Stamford	-	-	1300	-	-	1400	-
Peterboro	-	-	1313	-	-	1413	-
Peterboro 8	-	-	1319	-	-	1419	-
Whittlesea	-	-	-	-	-	-	-
March	-	-	1335	-	-	1435	-
Manea	-	-	-	-	-	-	-
Ely 6	-	-	1353	-	-	1453	-
Cambridge	-	-	1408	-	-	1508	-
Cambridge	-	-	-	-	-	1511	-
Cambridge Sth	-	-	-	-	-	1514	-
Audley End	-	-	-	-	-	-	-
Stansted Apt →	-	-	-	-	-	1540	-

Cardiff & Birmingham to Nottingham. Birmingham to Leicester, Cambridge & Stansted

(Includes all services between Bristol & Derby)

Sundays

Notes: See end of route timetables

Features

Ⓩ

Ⓩ

Ⓩ

Ⓩ

Period of operation and Notes

A

C

Cardiff Central ⁷	d						1145
Newport (South Wales)	d						1159
Severn Tunnel Junction	d						-
Caldicot	d						-
Chepstow	d						-
Lydney	d						-
Bristol Temple Meads ¹⁰	d			1131			-
Bristol Parkway ⁷	d			1140			-
Gloucester	a			-			1241
Gloucester ⁷	d			-			1249
Cheltenham Spa	d			1211			1259
Ashchurch for Tewkesbury	d			-			-
Worcestershire Parkway	d			-			1314
University	d			-			1339
Birmingham New Street ¹²	a			1249			1345
Birmingham New Street	d	1249	1252	1303	1322	1345	1349
Water Orton	d	-	-	-	-	-	-
Coleshill Parkway	d	-	1306	-	1336	-	-
Nuneaton	d	-	1321	-	1351	-	-
Hinckley	d	-	1328	-	-	-	-
Narborough	d	-	1336	-	-	-	-
South Wigston	d	-	-	-	-	-	-
Leicester	a	-	1346	-	1415	-	-
Leicester	d	-	-	-	1416	-	-
Wilnecote	d	-	-	-	-	-	-
Tamworth	d	1306	-	-	-	-	1406
Burton-on-Trent	d	1318	-	1326	-	-	1418
Willington	d	-	-	-	-	-	-
Derby	a	1330	-	1336	-	1415	1429
Derby ⁶	d	1334	-	-	-	-	1433
Spondon	a	-	-	-	-	-	-
Long Eaton	a	-	-	-	-	-	-
Attenborough	a	-	-	-	-	-	-
Beeston	a	-	-	-	-	-	-
Nottingham ⁸	a	1354	-	-	-	-	1453
Melton Mowbray	d				1433		
Oakham	d				1445		
Stamford	d				1500		
Peterborough	a				1513		
Peterborough ⁸	d				1519		
Whittlesea	a				-		
March	d				1535		
Manea	a				-		
Ely ⁶	d				1553		
Cambridge	a				1608		
Cambridge	d						
Cambridge South*	a						
Audley End	a						
Stansted Airport →	a						

Times may vary at weekends to allow track improvement work to take place. Please check before travelling by visiting crosscountrytrains.co.uk or calling National Rail Enquiries on 03457 48 49 50

Please note : All direct services are shown in **bold**. Food and drink is available on services shown with dark shading.

For help: see 'Using Your Timetable' on page 9

	⓪	B	⓪	Z	U	⓪	⓪	Q
Cardiff Ctl 7								
Newport								
Severn Tnl Jn								
Caldicot								
Chepstow								
Lydney								
Bristol TM 10		1231			1300			1331
Bristol Pkwy 7		1240			1309			1340
Gloucester		-			-			-
Gloucester 7		-			-			-
Cheltenham		1311			1340			1411
Ashchurch		-			-			-
Worcester Pkwy		-			-			-
University		-			-			-
Bham New St 12		1349			1418			1449
Bham New St	1352	1403	1422	1428		1449	1452	1503
Water Orton	-	-	-	-		-	-	-
Coleshill	1406	-	1436	-		-	1506	-
Nuneaton	1421	-	1451	-		-	1521	-
Hinckley	1428	-	-	-		-	1528	-
Narborough	1436	-	-	-		-	1536	-
South Wigston	1441	-	-	-		-	1541	-
Leicester	1448	-	1515	-		-	1550	-
Leicester		-	1516	-		-	-	-
Wilnecote		-	-	-		1504		-
Tamworth		1419	-	-		1508		-
Burton		-	-	-		1520		1526
Willington		-	-	-		-		-
Derby		1437	-	1458		1531		1536
Derby 6			-			1535		
Spondon			-			-		
Long Eaton			-			-		
Attenborough			-			-		
Beeston			-			-		
Nottingham 8			-			1555		
Melton Mwbay			1533					
Oakham			1545					
Stamford			1600					
Peterboro			1613					
Peterboro 8			1619					
Whittlesea			-					
March			1635					
Manea			-					
Ely 6			1653					
Cambridge			1708					
Cambridge			1711					
Cambridge Sth			1714					
Audley End			-					
Stansted Apt →			1740					

Cardiff & Birmingham to Nottingham. Birmingham to Leicester, Cambridge & Stansted

(Includes all services between Bristol & Derby)

Sundays

Notes: See end of route timetables

Features		Ⓩ		Ⓩ	Ⓩ	Ⓩ	
Period of operation and Notes		U	C				Q
Cardiff Central 7	d				1345		
Newport (South Wales)	d				1359		
Severn Tunnel Junction	d				-		
Caldicot	d				-		
Chepstow	d				-		
Lydney	d				-		
Bristol Temple Meads 10	d				-		1431
Bristol Parkway 7	d	1400			-		1440
Gloucester	a	-			1441		-
Gloucester 7	d	-			1449		-
Cheltenham Spa	d	1440			1459		1511
Ashchurch for Tewkesbury	d	-			-		-
Worcestershire Parkway	d	-			1514		-
University	d	-			1539		-
Birmingham New Street 12	a		1518		1545		1549
Birmingham New Street	d	1522		1528	1549	1552	1603
Water Orton	d	-		-	-	-	-
Coleshill Parkway	d	1536		-	-	1606	-
Nuneaton	d	1551		-	-	1621	-
Hinckley	d	-		-	-	1628	-
Narborough	d	-		-	-	1636	-
South Wigston	d	-		-	-	1641	-
Leicester	a	1615		-	-	1650	-
Leicester	d	1616		-	-	-	-
Wilnecote	d	-		-	-	-	-
Tamworth	d	-		-	1606		1619
Burton-on-Trent	d	-		-	1618		-
Willington	d	-		-	-	-	-
Derby	a	-		1558	1629		1637
Derby 6	d	-			1633		
Spondon	a	-			-		
Long Eaton	a	-			-		
Attenborough	a	-			-		
Beeston	a	-			-		
Nottingham 8	a	-			1653		
Melton Mowbray	d	1633					
Oakham	d	1645					
Stamford	d	1700					
Peterborough	a	1713					
Peterborough 8	d	1719					
Whittlesea	a	-					
March	d	1735					
Manea	a	-					
Ely 6	d	1753					
Cambridge	a	1808					
Cambridge	d						
Cambridge South*	a						
Audley End	a						
Stansted Airport →	a						

Times may vary at weekends to allow track improvement work to take place. Please check before travelling by visiting crosscountrytrains.co.uk or calling National Rail Enquiries on 03457 48 49 50

Please note : All direct services are shown in **bold**. Food and drink is available on services shown with dark shading.

For help: see 'Using Your Timetable' on page 9

	⓪	U	Z	⓪	⓪	Q	⓪	U
Cardiff Ctl 7								
Newport								
Severn Tnl Jn								
Caldicot								
Chepstow								
Lydney								
Bristol TM 10		1500				1531		1600
Bristol Pkwy 7		1509				1540		1609
Gloucester		-				-		-
Gloucester 7		-				-		-
Cheltenham		1540				1611		1639
Ashchurch		-				-		-
Worcester Pkwy		-				-		-
University		-				-		-
Bham New St 12		1618				1649		1718
Bham New St	1622		1628	1649	1652	1703	1722	
Water Orton	-		-	-	-	-	-	-
Coleshill	1636		-	-	1706	-	1736	
Nuneaton	1651		-	-	1721	-	1751	
Hinckley	-		-	-	1728	-	-	
Narborough	-		-	-	1736	-	-	
South Wigston	-		-	-	1741	-	-	
Leicester	1713		-	-	1750	-	1810	
Leicester	1715		-	-	-	-	1813	
Wilnecote	-		-	-	-	-	-	
Tamworth	-		-	1706	-	-	-	
Burton	-		-	1718		1726	-	
Willington	-		-	-	-	-	-	
Derby	-		1658	1729		1736	-	
Derby 6	-			1736			-	
Spondon	-			-			-	
Long Eaton	-			-			-	
Attenborough	-			-			-	
Beeston	-			-			-	
Nottingham 8	-			1756			-	
Melton Mwbray	1732						1832	
Oakham	1745						1845	
Stamford	1800						1900	
Peterboro	1814						1915	
Peterboro 8	1819						1919	
Whittlesea	-						-	
March	1835						1935	
Manea	-						-	
Ely 6	1853						1953	
Cambridge	1908						2008	
Cambridge	1911							
Cambridge Sth	1914							
Audley End	-							
Stansted Apt →	1940							

Cardiff & Birmingham to Nottingham. Birmingham to Leicester, Cambridge & Stansted

(Includes all services between Bristol & Derby)

Sundays

Notes: See end of route timetables

Features		Ⓢ	Ⓢ	Ⓢ	Ⓢ	Ⓢ
Period of operation and Notes		C			Q	Z
Cardiff Central 7	d		1545			
Newport (South Wales)	d		1559			
Severn Tunnel Junction	d		-			
Caldicot	d		-			
Chepstow	d		-			
Lydney	d		-			
Bristol Temple Meads 10	d		-		1631	
Bristol Parkway 7	d		-		1640	
Gloucester	a		1641		-	
Gloucester 7	d		1649		-	
Cheltenham Spa	d		1659		1711	
Ashchurch for Tewkesbury	d		-		-	
Worcestershire Parkway	d		1714		-	
University	d		1739		-	
Birmingham New Street 12	a		1745		1749	
Birmingham New Street	d	1728	1749	1752	1803	1822 1828
Water Orton	d	-	-	-	-	-
Coleshill Parkway	d	-	-	1806	-	1836 -
Nuneaton	d	-	-	1821	-	1851 -
Hinckley	d	-	-	1828	-	- -
Narborough	d	-	-	1836	-	- -
South Wigston	d	-	-	1841	-	- -
Leicester	a	-	-	1851	-	1910 -
Leicester	d	-	-	-	-	1915 -
Wilnecote	d	-	-	-	-	- -
Tamworth	d	-	1806		1819	- -
Burton-on-Trent	d	-	1818		-	- -
Willington	d	-	-		-	- -
Derby	a	1758	1829		1837	- 1858
Derby 6	d		1836			-
Spondon	a		-			-
Long Eaton	a		-			-
Attenborough	a		-			-
Beeston	a		-			-
Nottingham 8	a		1856			-
Melton Mowbray	d					1932
Oakham	d					1945
Stamford	d					2000
Peterborough	a					2013
Peterborough 8	d					2019
Whittlesea	a					-
March	d					2035
Manea	a					-
Ely 6	d					2053
Cambridge	a					2108
Cambridge	d					2111
Cambridge South*	a					2114
Audley End	a					-
Stansted Airport →	a					2140

Times may vary at weekends to allow track improvement work to take place. Please check before travelling by visiting crosscountrytrains.co.uk or calling National Rail Enquiries on 03457 48 49 50

Please note : All direct services are shown in **bold**. Food and drink is available on services shown with dark shading.

For help: see 'Using Your Timetable' on page 9

	Ⓩ	Ⓩ	L	Ⓩ	Ⓩ	Z	U	Ⓩ	Ⓩ
Cardiff Ctl 7								1745	
Newport								1759	
Severn Tnl Jn								-	
Caldicot								-	
Chepstow								-	
Lydney								-	
Bristol TM 10			1731				1800	-	
Bristol Pkwy 7			1740				1809	-	
Gloucester			-				-	1842	
Gloucester 7			-				-	1849	
Cheltenham			1811				1840	1859	
Ashchurch			-				-	-	
Worcester Pkwy			-				-	1914	
University			-				-	1939	
Bham New St 12			1849				1918	1945	
Bham New St	1849	1852	1903	1922	1928			1949	1952
Water Orton	-	-	-	-	-			-	-
Coleshill	-	1906	-	1936	-			-	2006
Nuneaton	-	1921	-	1951	-			-	2021
Hinckley	-	1928	-	-	-			-	2028
Narborough	-	1936	-	-	-			-	2036
South Wigston	-	1941	-	-	-			-	2041
Leicester	-	1951	-	2010	-			-	2051
Leicester	-	-	-	2015	-			-	-
Wilnecote	1904		-	-	-			-	-
Tamworth	1908		-	-	-			2006	
Burton	1920		1926	-	-			2017	
Willington	-		-	-	-			-	-
Derby	1931		1936	-	1958			2029	
Derby 6	1937			-				2034	
Spondon	-			-				-	
Long Eaton	-			-				-	
Attenborough	-			-				-	
Beeston	-			-				-	
Nottingham 8	1957			-				2056	
Melton Mwbray				2031					
Oakham				2043					
Stamford				2057					
Peterboro				2110					
Peterboro 8				2119					
Whittlesea				-					
March				2135					
Manea				-					
Ely 6				2153					
Cambridge				2208					
Cambridge									
Cambridge Sth									
Audley End									
Stansted Apt →									

Cardiff & Birmingham to Nottingham. Birmingham to Leicester, Cambridge & Stansted

(Includes all services between Bristol & Derby)

Sundays

Notes: See end of route timetables

Features

Ⓢ Ⓢ Ⓢ

Period of operation and Notes

L

L

Cardiff Central 7	d					
Newport (South Wales)	d					
Severn Tunnel Junction	d					
Caldicot	d					
Chepstow	d					
Lydney	d					
Bristol Temple Meads 10	d	1831	1900		1931	2000
Bristol Parkway 7	d	1840	1909		1940	2009
Gloucester	a	-	-		-	-
Gloucester 7	d	-	-		-	-
Cheltenham Spa	d	1911	1940		2011	2040
Ashchurch for Tewkesbury	d	-	-		-	-
Worcestershire Parkway	d	-	-		-	-
University	d	-	-		-	-
Birmingham New Street 12	a	1949	2018		2052	2118
Birmingham New Street	d	2003		2022	2052	2103
Water Orton	d	-		-	-	-
Coleshill Parkway	d	-		2036	2106	-
Nuneaton	d	-		2051	2121	-
Hinckley	d	-		-	2128	-
Narborough	d	-		-	2136	-
South Wigston	d	-		-	2141	-
Leicester	a	-		2110	2150	-
Leicester	d	-		2112		-
Wilnecote	d	-		-	-	-
Tamworth	d	2019		-		2119
Burton-on-Trent	d	-		-		2130
Willington	d	-		-		-
Derby	a	2037		-		2140
Derby 6	d			-		
Spondon	a			-		
Long Eaton	a			-		
Attenborough	a			-		
Beeston	a			-		
Nottingham 8	a			-		
Melton Mowbray	d			2132		
Oakham	d			2145		
Stamford	d			2200		
Peterborough	a			2213		
Peterborough 8	d			2219		
Whittlesea	a			-		
March	d			2235		
Manea	a			-		
Ely 6	d			2253		
Cambridge	a			2308		
Cambridge	d					
Cambridge South*	a					
Audley End	a					
Stansted Airport →	a					

Times may vary at weekends to allow track improvement work to take place. Please check before travelling by visiting crosscountrytrains.co.uk or calling National Rail Enquiries on 03457 48 49 50

Please note : All direct services are shown in **bold**. Food and drink is available on services shown with dark shading.

For help: see 'Using Your Timetable' on page 9

Ⓩ Ⓩ Ⓩ
L

Cardiff Ctl 7	1945								
Newport	1959								
Severn Tnl Jn	-								
Caldicot	-								
Chepstow	-								
Lydney	-								
Bristol TM 10	-	2032	2210						
Bristol Pkwy 7	-	2041	2219						
Gloucester	2047	-	-						
Gloucester 7	2049	-	-						
Cheltenham	2059	2111	2250						
Ashchurch	-	-	-						
Worcester Pkwy	2114	-	-						
University	2139	-	-						
Bham New St 12	2145	2149	2338						
Bham New St	2152	2203							
Water Orton	-	-							
Coleshill	2206	-							
Nuneaton	2221	-							
Hinckley	2228	-							
Narborough	2236	-							
South Wigston	2241	-							
Leicester	2248	-							
Leicester		-							
Wilnecote		-							
Tamworth		2219							
Burton		-							
Willington		-							
Derby		2237							
Derby 6									
Spondon									
Long Eaton									
Attenborough									
Beeston									
Nottingham 8									
Melton Mwbray									
Oakham									
Stamford									
Peterboro									
Peterboro 8									
Whittlesea									
March									
Manea									
Ely 6									
Cambridge									
Cambridge									
Cambridge Sth									
Audley End									
Stansted Apt →									







Notes

Additional services are provided by other train companies, contact National Rail Enquiries for full service information.

- a Arrival time
- d Departure time
- s Stops to set down only

Period of operations and notes

- * Cambridge South is scheduled to open from 28 June
- A Continues to Aberdeen
- B Continues to Glasgow Central
- C Continues to York
- EMR Service operated by East Midlands Railway
- G Fridays arrive Cardiff Central 2229
- H Continues to Paignton
- J Continues to Plymouth
- K Continues to Bournemouth
- L Continues to Leeds
- Q Continues to Edinburgh Waverley
- U Continues to Manchester Piccadilly
- V Continues to Reading
- Y Continues to Penzance
- Z Continues to Newcastle

-  A seat reservation is strongly advised as these services are usually very busy.
-  Refreshments are not available on these services.
-  First class seating available.
-  Service operated by rail replacement road transport.
-  Train Divides.
-  Train Joins.

After your journey

We hope you enjoyed travelling with us.

Lost property

Has one of your items gone on an adventure of its own? We'll do all we can to help reunite you with it. If it's on board, it'll be taken off at the station where the train ends its journey. And then handed to their lost property office. Email or call our Customer Relations Team and they'll be able to provide you with the details of the train company responsible for that station. And if you've left something at a station, we'll provide the contact details for the train company responsible for that station.

Email lost.property@crosscountrytrains.co.uk

Telephone 03447 369 123

Your feedback

We always enjoy hearing what you have to say. If you have any comments, complaints or suggestions, there are several ways to get in touch:

Email customer.relations@crosscountrytrains.co.uk

Telephone 03447 369 123


Fax 0121 200 6005

Textphone 0121 200 6420

Post Customer Relations Manager

CrossCountry, Multistory
18 The Priory Queensway
Birmingham B4 6BS

 **@CrossCountryUK**

 **Facebook.com/Crosscountrytrains**

If you aren't happy with your response, you can ask to speak directly with one of our managers. And if the issue isn't resolved to your satisfaction, you can contact the Rail Ombudsman by:

Email info@railombudsman.org

Telephone 0330 094 0362

Post FREEPOST – RAIL OMBUDSMAN



Published by CrossCountry

Registered Office: XC Trains Ltd, Admiral Way,
Doxford International Business Park,
Sunderland SR3 3XP

Registered in England and Wales No. 04402048

Timetable data originated by Adare SEC
Park Mill, Wakefield Rd, Clayton West,
Huddersfield HD8 9QQ

The information contained in this booklet is correct
at date of publication but changes may occur.

Book 2 17 May – 12 December 2026

XC2609

